Macter

ANNUAL REPORT 2026

WORKING TODAY
FOR A HEALTHIER TOMORROW

Macter International Limited

CONTENTS

Company Information 02
Vision, Mission and Values 04
Notice of Annual General Meeting 05
Chairman's Review 12
Directors' Report 13
Gender Pay Gap 32
Key Operating and Financial Data 33
Pattern of Shareholding 34
DuPont Analysis 36
Statement of Value Addition and its Distribution 37
Profile of Shariah Advisor of the Company 38
Shariah Review Report 39
Independent Assurance Report on Compliance with the Shariah Governance Regulations, 2023 41
Statement of Compliance with Listed Companies (Code of Corporate Governance) Regulations, 2019 43
Independent Auditors' Review Report on Statement of Compliance contained in Listed Companies (Code of Corporate Governance) Regulations, 2019 46
Independent Auditors' Report to the Members on Unconsolidated Financial Statements 48
Unconsolidated Statement of Financial Position 53
Unconsolidated Statement of Profit or Loss 54
Unconsolidated Statement of Other Comprehensive Income 55
Unconsolidated Statement of Changes in Equity 56
Unconsolidated Statement of Cash Flows 57
Notes to the Unconsolidated Financial Statements 58
Independent Auditors' Report to the Members on Consolidated Financial Statements 104
Consolidated Statement of Financial Position 108
Consolidated Statement of Profit or Loss 109
Consolidated Statement of Other Comprehensive Income 110
Consolidated Statement of Changes in Equity 111
Consolidated Statement of Cash Flows 112
Notes to the Consolidated Financial Statements 113
Proxy Form .....
Jama Punji .....

COMPANY INFORMATION

BOARD OF DIRECTORS

1.	Mr. Amanullah Kassim	Chairman	Independent Director
2.	Mr. Asif Misbah	Chief Executive	Executive Director
3.	Mr. Swaleh Misbah Khan		Executive Director
4.	Sheikh Muhammed Waseem		Non-Executive Director
5.	Sheikh Perwez Ahmed		Non-Executive Director
6.	Mr. Jawwad Ahmed Farid		Independent Director
7.	Ms. Masarrat Misbah		Non-Executive Director
8.	Mr. Muhammad Ather Sultan		Non-Executive Director
9.	Shaikh Abdus Sami		Independent Director

BOARD AUDIT COMMITTEE

1.	Shaikh Abdus Sami	Chairman
2.	Sheikh Muhammed Waseem	Member
3.	Mr. Muhammad Ather Sultan	Member

BOARD HUMAN RESOURCE AND REMUNERATION COMMITTEE

1.	Mr. Jawwad Ahmed Farid	Chairman
2.	Mr. Asif Misbah	Member
3.	Mr. Muhammad Ather Sultan	Member

CHIEF FINANCIAL OFFICER

Mr. Shafiq Afzal Khan

COMPANY SECRETARY

Mr. Asif Javed

INTERNAL AUDITORS

KPMG Taseer Hadi & Co.
Chartered Accountants

EXTERNAL AUDITORS

A.F. Ferguson & Co
Chartered Accountants

SHARIAH ADVISOR

Mufti Muhammad Najeeb Khan

BANKERS

Al Baraka (Pakistan) Limited
Allied Bank Ltd - Islamic Banking
Bank Alfalah Limited - Islamic Banking
Bank Al Habib Limited - Islamic Banking Branch
Bankislami Pakistan Limited
Habib Metropolitan Bank Pakistan Limited - Islamic Banking Branch
MCB Bank Limited
Meezan Bank Limited
The Bank of Punjab - Taqwa Islamic Banking

SHARE REGISTRAR

F.D. Registrar Services (Pvt) Limited
17th Floor, Saima Trade Tower-A
I. I. Chundrigar Road, Karachi
Telephone: + 92 21 32271905-6
Fax: + 92 21 32621233
Email: fdregistrar@yahoo.com

REGISTERED OFFICE

F-216, SITE, Karachi - 75700
Telephone: +92 21 32591000
Fax: +92 21 32564236
Email: info@macter.com

WEBSITE

www.macter.com

VISION, MISSION AND VALUES

VISION

We see Macter as an integrated global healthcare company serving patients, healthcare professionals and customers with high quality and innovative products and services. We are committed to achieving our vision in an ethical and socially responsible manner.

MISSION

Macter exists to:

- serve humanity by improving health and well-being;
- facilitating all associates to achieve their potential with dignity; and
- providing a means for an ethical and fair livelihood.

VALUES

- Respect
- Integrity
- Innovation
- Collaboration
- Excellence

NOTICE OF ANNUAL GENERAL MEETING

Notice is hereby given that the Annual General Meeting ("AGM") of the Shareholders of Macter International Limited (the Company) will be held on Tuesday, October 28, 2026 at 1:30 pm at Nexus # 3, Ribat - The Campus, Alamgir Road, Delhi Mercantile Society, Karachi to transact the following business:

1. To receive, consider and adopt the audited consolidated and unconsolidated financial statements of the Company for the year ended June 30, 2026 together with the reports of the directors and auditors thereon.

2. To appoint auditors and fix their remuneration for the year ending June 30, 2027. The present auditors M/s. A. F. Ferguson & Co., Chartered Accountants, retire and being eligible, have offered themselves for reappointment. The Board of Directors, on recommendation of the Board Audit Committee, has proposed appointment of auditors M/s. A. F. Ferguson & Co., Chartered Accountants for the year ending June 30, 2027.

3. To elect nine (9) Directors of the Company as fixed by the Board of Directors in accordance with Section 159 of the Companies Act, 2017 for a term of three years. The following Directors are retiring and eligible for re-election are (1) Mr. Amanullah Kassim (2) Mr. Asif Misbah (3) Mr. Swaleh Misbah Khan (4) Sheikh Muhammed Waseem (5) Sheikh Perwez Ahmed (6) Sheikh Abdus Sami (7) Mr. Jawwad Ahmed Farid (8) Mr. Muhammad Ather Sultan (9) Mrs. Masarrat Misbah

4. To transact any other business with the permission of the Chair.

SPECIAL BUSINESS:

5. Sub-division (split) of shares

To consider and, if deemed fit, to pass the following as Special Resolution, with or without modification(s), for the subdivision of the Company's share capital:

"RESOLVED THAT pursuant to Section 85(1)(c) of the Companies Act, 2017, read with the applicable provisions thereof and the Articles of Association of the Company, the consent of the Company be and is hereby accorded to alter the share capital of the Company by subdividing the face value of each ordinary share from Rupees Ten (Rs.10/-) to Rupees Two (Rs. 2/-), such that each existing ordinary share of Rs. 10/- be subdivided into Five (5) ordinary shares of Rs. 2/- each, ranking pari pasu in all respects, with no change in the rights, privileges, and obligations attached thereto.

"FURTHER RESOLVED THAT upon the subdivision, the Authorized Share Capital of the Company be subdivided from 65,000,000 ordinary shares of Rs. 10/- each to 325,000,000 ordinary shares of Rs. 2/- each, and the Issued, Subscribed and Paid-up Share Capital of the Company be subdivided from 45,811,018 ordinary shares of Rs. 10/- each to 229,055,090 ordinary shares of Rs. 2/- each, without any change in the aggregate amount of share capital.

"FURTHER RESOLVED THAT clause V of Memorandum of Association and Article 6 of the Articles of Association of the Company will be substituted as under:

"The Capital of the Company is Rs. 650,000,000 (Rupees Six Hundred Fifty Million Only) divided into 325,000,000 Ordinary Shares of Rs. 2/- (Rupees Two only) each, but the Company may from time to time, by Special Resolution increase, consolidate, sub-divide or otherwise reorganize the share capital of the Company subject to the provisions of section 59 of the Companies Act, 2017.

"FURTHER RESOLVED THAT clause V of Memorandum of Association and Article 6 of the Articles of Association of the Company will be substituted as under:

The Authorized Capital of the Company is Rs. 650,000,000 (Rupees Six Hundred Fifty Million Only) divided into 325,000,000 (Three Hundred Twenty-Five Million only) Ordinary Shares of Rs. 2/- each, but the Company may from time to time, by special resolution increase, consolidate, sub-divide or otherwise reorganize the share capital of the Company subject to the provisions of section 59 of the Companies Act, 2017."

"FURTHER RESOLVED THAT the Chief Executive Officer, any Director, or the Company Secretary of the Company be and are hereby jointly and/or severally authorized to take all such actions, steps, and measures as may be necessary or expedient to give effect to the foregoing resolutions, including but not limited to making and filing the requisite returns, forms, and documents with the Securities and Exchange Commission of Pakistan (SECP), Pakistan Stock Exchange (PSX), Central Depository Company of Pakistan Limited (CDC), and/or any other relevant authority."

(The statement under section 134(3) of the Companies Act 2017 pertaining to the above-mentioned Special Business, is being sent to the shareholders with the notice).

By Order of the Board of Directors

Asif Javed
Company Secretary

Karachi: October 7, 2026

Notes:

1. **Closure of Shares Transfer Books**

The share transfer books of the Company will remain closed from October 21, 2026 to October 28, 2026 (both days inclusive). The transfers received in order at the office of the Company's Share Registrar F. D. Registrar Services (Pvt.) Limited (FDRSL), 17th Floor, Saima Trade Tower-A, I.I. Chundrigar, Road, Karachi before the close of the business on October 20, 2026 will be treated in time for the entitlement to attend and vote at the Meeting.

Book closure for entitlement of splitted/ sub-divided shares:

However, the share transfer books will remain closed on Saturday, November 14, 2026 for the purpose of determining shareholders entitlement to the sub-division of shares from a face value of Rs.10/- each to Rs.2/- each. As a result the shareholders whose name appeared in the register of members at the close of business on Friday, November 13, 2026 shall be entitled to receive the sub-divided ordinary shares of Rs.2/- each. It may please be noted that all existing physical share certificates will stand cancelled as on November 14, 2026.

2. **Participation in meeting through Video Link Facility**

(i) Securities and Exchange Commission of Pakistan through its Circular No. 4 dated February 15, 2021 has directed the listed companies to ensure the participation of shareholders in general meeting through electronic means as a regular feature in addition to holding physical meetings.

(ii) The shareholders who wish to attend the meeting through video link are requested to get themselves registered with the Company Secretary office by providing their particulars as per below table by the close of business hours on October 20, 2026:

Full Name	CNIC No	Folio / CDC Account No.	No. of Shares Held	Cell No.	E-mail Address

(iii) The webinar link would be provided through email to the registered shareholders / proxies who will provide above information and a copy of valid CNIC.

3. For appointing proxies:

A shareholder entitled to attend and vote at this Annual General Meeting shall be entitled to appoint another shareholder, as a proxy to attend, speak and vote on his/her behalf. Proxies in order to be effective must be received at the Company's Share Registrar's Office not later than 48 hours before the time of the Meeting.

For Attending the Meeting:

i) In case of individuals, the account holder or sub-account holder and / or the person whose securities are in group account and their registration details are uploaded as per the Regulations, shall authenticate his/her identity by showing his/her original Computerized National Identity Card (CNIC) or original passport at the time of attending the meeting.

ii) In case of corporate entity, the Board of Directors' resolution / power of attorney with specimen signature and attested copy of valid CNIC of the nominee shall be submitted (unless it has been provided earlier) at the time of the meeting.

For Appointing Proxies:

i) In case of individuals, the account holder or subaccount holder and / or the person whose securities are in group account and their registration details are uploaded as per the Regulations, shall submit the proxy form as per the above requirement.

ii) The proxy form shall be witnessed by two persons whose names, addresses and CNIC numbers shall be mentioned on the form.

iii) Attested copies of CNIC or the passport of the beneficial owners and the proxy shall be furnished with the proxy form.

iv) The proxy shall produce his/her original CNIC or original passport at the time of the Meeting.

v) In case of corporate entity, the Board of Directors' resolution / power of attorney with specimen signature and attested copy of valid CNIC of the person nominated to represent and vote on behalf of the corporate entity, shall be submitted (unless it has been provided earlier) along with proxy form to the Company.

4. Any person (including a retiring director) who seeks to contest the election of Directors shall file the following documents with the Company Secretary, at its Registered Office F-216, SITE, Karachi not later than fourteen (14) days before the date of Annual General Meeting.

- Notice of his/her intention to offer himself/herself for the election of Directors in terms of section 159(3) of the Companies Act, 2017;

- Consent to act as Director (Appendix to Form 9), as prescribed under the Companies Regulations, 2024 and Section 167 (1) of the Companies Act, 2017;

- Detailed profile along with office address to be placed on the Company's website seven days prior to the date of election in term of SECP's SRO 1196(1)/2019 of dated 3rd October 2019;

- Details of directorships in other companies with date;

- A signed declaration confirming that:

  a. He / She is aware of his/her duties and powers under the Companies Act, 2017, the Listed Companies (Code of Corporate Governance) Regulations, 2019, the Rule Book of Pakistan Stock Exchange Limited, Memorandum and Articles of Association of the Company and other relevant laws and regulations;

  b. He / She is not ineligible to become a Directors of a Listed Company under the provisions of the Companies Act, 2017, the Listed Companies (Code of Corporate Governance) Regulations, 2019 and other applicable laws/regulations.

  c. He / She is not serving as Director, including an alternate director, in more than seven (7) listed companies simultaneously;

- Copy of valid CNIC or Passport (in case of a foreign national) alongwith NTN and Folio Number/CDC Account or Sub Account number; and

Additional Documents for Candidates Intending to Contest the Election as an Independent Director Independent Director(s) will be elected in terms of section 159 of the Companies Act 2017 and they shall meet the criteria laid down in section 166 of the Companies Act, 2017 and the Companies (Manner and Selection of Independent Director) Regulations, 2018, accordingly the following additional documents are to be submitted by the candidates intending to consent election of directors as an independent director.

- Declaration of Independence under Regulation 6(3) of the Listed Companies (Code of Corporate Governance) Regulations, 2019;

- Undertaking on non-judicial stamp paper that he / she meets the requirements of Regulation 4(1) of the Companies (Manner and Selection of Independent Directors) Regulations, 2018.

The final list of contesting directors will be circulated not later than seven (7) Days before the date of AGM in terms of Section 159(4) of the Companies Act, 2017. Further, the website of the Company will also be updated with the required information.

5. Postal Ballot / E-voting

Pursuant to the Companies (Postal Ballot) Regulations, 2018, read with Sections 143 and 144 of the Companies Act, 2017, and the amendments thereto notified vide S.R.O. dated December 05, 2022, all Listed Companies are required to provide members with the facility to exercise their right to vote through postal ballot, including voting by post or electronic mode, for the purpose of election of directors where the number of persons offering themselves for election exceeds the number of directors fixed under Section 159(1) of the Companies Act, 2017. The voting process shall be conducted in accordance with the requirements and procedures prescribed under the aforesaid Regulations.

Pursuant to S.R.O 451(I)/2025 dated 13 March 2025, members attending the meeting physically may vote only by postal ballot since voting by show of hands is not allowed.

In accordance with the Regulation 11 of the Companies (Postal Ballot) Regulations, 2018, the Board of the Company has appointed M/s. Rehman Sarfaraz Rahim Iqbal Rafiq & Co., Chartered Accountants, (a QCR rated audit firm) to act as the Scrutinizer of the Company for the businesses to be transacted in the meeting (Agenda # 5 pertaining to splitting of share capital of the company from Rs.10/- per share to Rs.2/- per share) and to undertake other responsibilities as defined in Regulation 11A of the Regulations.

6. Representation of Minority Shareholders

The Company shall: (i) annex to the notice issued under sub-section (4) of section 159 of the Act, a statement by a candidate from among the minority shareholders who seeks to contest election to the Board, including a profile of the candidate(s); (ii) provide information regarding members and shareholding structure to the candidate(s); and (iii) on a request by the candidate(s) and at the cost of the company, annex to the notice issued under sub-section (4) of section 159 of the Act, an additional copy of proxy form duly filled in by such candidate(s).

7. Circulation of Notice through Email

Pursuant to SECP's S.R.O. 452(I)/2025, Notice of Annual General Meeting shall be circulated to its Shareholders through their registered e-mail addresses provided to the Company, in accordance with applicable laws.

8. Deposit of Physical Shares in CDC Accounts

All the listed companies to replace the shares issued in physical form with the shares to be issued in the Book-Entry-Form. Therefore, we hereby request all the shareholders of the Company who are holding shares in physical form to convert their shares into book-entry form at the earliest.

9. Unclaimed Dividend / Shares

Shareholders, who by any reason, could not claim their dividend or did not collect their physical shares, are advised to immediately contact our Company's Share Registrar, to collect/enquire about their unclaimed dividend or pending shares, if any.

10. Submission of CNIC or Passport

All physical shareholders are requested to provide photocopy of their CNIC or passport (in case of foreigner), unless it has been provided earlier, enabling the Company to comply with relevant laws.

11. Change of Address

Shareholders are requested to notify any change in their addresses immediately.

12. Annual Report through weblink / QR Code / Electronic Transmission

In accordance with Section 223 of the Companies Act, 2017 and pursuant to the S.R.O. 389(I)/2023 dated March 21, 2023, the Company has obtained approval of shareholders in their AGM held on October 26, 2024 to circulate Annual Report of the Company to shareholders through QR enabled Code and Weblink. Annual report for the year ended June 30, 2026 can be accessed through the following weblink and QR enabled code.

Weblink
https://macter.com/financial-reports

QR Code

13. No gift at the meeting

The shareholders are informed that as per Securities and Exchange Commission of Pakistan's directives, no gift will be distributed at the meeting.

Statement under Section 166 (3) of the Companies Act, 2017

Agenda Item-3 : Election of Directors

Section 166 of the Companies Act 2017 requires that a statement of material facts is annexed to the notice of the general meeting called for the purpose of election of directors which shall indicate the justification for choosing the appointee for appointment as independent director.

The Company shall have at least three (3) or one third members whichever is higher on the Board as independent directors in accordance with the Listed Companies (Code of Corporate Governance), 2019. Accordingly, it will be ensured that the independent directors to be elected meet the criteria set out for independence under provisions of the Companies Act, 2017, the Listed Companies (Code of Corporate Governance) Regulations, 2019 and Companies (Manner and Selection of Independent Directors) Regulations, 2018 and their names are listed on the data bank of independent directors maintained by Pakistan Institute of Corporate Governance duly authorized by SECP. Appropriate competency, diversity, skill set knowledge and experience of the contestants shall also be assessed during the finalization of independent directors.

The final list of contesting directors will be circulated not later than seven (7) Days before the date of AGM in terms of Section 159(4) of the Companies Act, 2017. Further, the website of the Company will also be updated with the required information.

Statement under Section 134 of the Companies Act, 2017

Agenda Item-5 : Subdivision of Shares

The proposed subdivision of shares is intended to improve affordability and liquidity of the Company's ordinary shares and to broaden investor participation, without affecting the total paid-up capital or the intrinsic value of existing shareholders' investments. The subdivision will not result in any dilution of ownership, control, voting rights, or dividend entitlements, as the new shares will carry the same rights and privileges as the existing shares. Therefore, in accordance with Section 85(1)(c) of the Companies Act, 2017, the Board of Directors has proposed to subdivide the Company's share capital by reducing the face value of each share from Rs. 10/- to Rs. 2/-.

As a result of this subdivision, shareholders will receive five (5) ordinary shares of Rs. 2/- each for every one (1) ordinary share of Rs. 10/- each held in their name on the effective date, which will be announced later.

The new shares created through this subdivision will carry the same rights and privileges as the existing shares. These new shares with a face value of Rs. 2/- will be issued through credit to shareholders' accounts maintained with the Central Depository Company of Pakistan Limited (CDC) and/or in Physical Form as well as the case may be, according to each shareholder's entitlement on the effective date.

The Board of Directors has approved and recommended that the proposed resolution be passed as a special resolution under Section 85 of the Companies Act, 2017, and that the Memorandum of Association of the Company be amended accordingly. The Board also confirms that the proposed changes comply with all applicable laws and regulatory requirements.

At present, the Company's authorized share capital is Rs. 650,000,000 (Rupees Six Hundred Fifty Million only) divided into 65,000,000 shares of Rs.10/- each, will be subdivided into 325,000,000 ordinary shares of Rs. 2/- each. The Company's existing issued and paid-up capital, which currently consists of 45,811,018 ordinary shares of Rs. 10 each, will be subdivided into 229,055,090 ordinary shares of Rs. 2 each, at the ratio of 5 shares for every 1 share held accordingly.

The Directors, Sponsors, majority shareholders, and their relatives do not have any direct or indirect interest in this matter, except to the extent of the shares they hold in the Company.

Copies of the original and amended Memorandum and Articles of Association have been placed at the Company's Registered Office and may be inspected on any working day during normal business hours up to the date of the Annual General Meeting (AGM).

For the purpose of subdividing the shares and the resulting increase in the number of shares, the Memorandum & Articles of Association of the company also require amendments.

A comparison of the existing and proposed changes in the relevant capital clauses of the Memorandum & Articles of Association of the company are provided below.

MEMORANDUM OF ASSOCIATION

Existing Capital Clause	Proposed Amended Capital Clause
The Capital of the Company is Rs. 650,000,000 (Rupees Six Hundred Fifty Million Only) divided into 65,000,000 Ordinary Shares of Rs.10/- (Rupees Ten only) each, but the Company may from time to time, by Special Resolution increase, consolidate, sub-divide or otherwise reorganize the share capital of the Company subject to the provisions of section 108 of the Companies Ordinance, 1984.	The Capital of the Company is Rs. 650,000,000 (Rupees Six Hundred Fifty Million Only) divided into 325,000,000 Ordinary Shares of Rs. 2/- (Rupees Two only) each, but the Company may from time to time, by Special Resolution increase, consolidate, sub-divide or otherwise reorganize the share capital of the Company subject to the provisions of section 59 of the Companies Act, 2017.

ARTICLES OF ASSOCIATION

Existing Capital Clause	Proposed Amended Capital Clause
The Authorized Capital of the Company is Rs. 650,000,000 (Rupees Six Hundred Fifty Million Only) divided into 65,000,000 (Sixty-Five Million only) Ordinary Shares of Rs.10/- each, but the Company may from time to time, by special resolution increase, consolidate, sub-divide or otherwise reorganize the share capital of the Company subject to the provisions of section 108 of the Ordinance.	The Authorized Capital of the Company is Rs. 650,000,000 (Rupees Six Hundred Fifty Million Only) divided into 325,000,000 (Three Hundred Twenty-Five Million only) Ordinary Shares of Rs. 2/- each, but the Company may from time to time, by special resolution increase, consolidate, sub-divide or otherwise reorganize the share capital of the Company subject to the provisions of section 59 of the Companies Act, 2017.

Therefore, the shareholders are requested to pass the proposed resolutions with or without amendments as Special Resolutions.

CHAIRMAN'S REVIEW

On behalf of the board of directors, I would like to share the board performance overview of your Company for the year ended June 30, 2026.

BOARD COMPOSITION AND PERFORMANCE

The Board comprises of an appropriate mix of well-known business professionals who add value to the board through their expertise.

The primary objectives of the Board includes providing strategic direction to the Company and supervising the management. During the year under review the board has effectively discharged its responsibilities as required under the Companies Act, 2017 and Listed Companies (Code of Corporate Governance), Regulations 2019. All quarterly, half yearly and annual financial results were reviewed by the board and it extended its guidance to the management. The board also played a key role in monitoring the management performance and focus on major risk areas.

Board members also reviewed and approved Company's annual financial budget for FY 2026-27, capital expenditure requirements and significant investments.

The board met in quarterly meetings to discharge its responsibilities. Board members attendance was at high level during the year. The independent and other non-executive directors were actively involved in all business decisions.

Board Audit Committee and Board Human Resource and Remuneration Committees also played their roles effectively.

Pursuant to the requirements of Listed Companies (Code of Corporate Governance) Regulations, 2019, a formal & effective process is in place for an annual evaluation of board's performance, Members of Board & its Sub-Committees. Board's performance review consists of comprehensive Self-Evaluation Questionnaires on performance. Based on the feedback by each Individual Director a consolidated average rating is computed. The performance rating of the Board, Individual Directors & Committees performance was satisfactory and effective. As Chairman of your Company I will continue to be responsible for leading the Board, fostering an inclusive culture of openness and constructive dialogue. I remain committed to ensure that the board and its committees should perform effectively and take timely decisions to create value for all stakeholders.

ACKNOWLEDGEMENTS

I would like to thank all our shareholders, customers, bankers and employees for their support. I would also like to thank the board members, CEO and his team for their dedication and hard-work.

Amanullah Kassim
Chairman

Karachi
September 22, 2026

DIRECTORS' REPORT

We are pleased to present the Annual Report together with the Audited Financial Statements of the Company for the year ended June 30, 2026.

FINANCIAL RESULTS

The financial results of the Company are summarized hereunder:

DESCRIPTION	Year ended June 30, 2026			
	Unconsolidated		Consolidated	
	2026	2025	2026	2025
	Rupees Millions			
Turnover - Net	**11,732**	9,914	**12,169**	10,360
Gross profit	**5,660**	4,458	**5,920**	4,727
Gross margin	**48.2%**	45.0%	**48.6%**	45.6%
Operating Profit	**1,382**	1,234	**1,380**	1,276
Operating Margin	**11.8%**	12.4%	**11.3%**	12.3%
Profit before tax	**1,251**	1,132	**1,234**	1,141
Profit / (loss) after tax	**698**	738	**675**	787

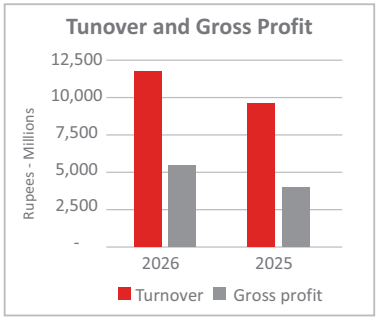

MARKET AND BUSINESS OVERVIEW

Pakistan's economy continued its gradual recovery during FY2025-26, with real GDP growth improving to approximately 3.7%, supported by a broad-based recovery in economic activity and the industrial sector. Inflation remained relatively contained and the easing monetary environment provided support to economic activity and financing conditions, while the external sector remained resilient, supported by workers' remittances during FY2026. Although the current account recorded a modest deficit, overall macroeconomic stability improved compared with previous years. Reflecting these positive trends, Pakistan's credit rating has been upgraded, with agencies assigning a stable outlook for the country's economic future.

Regional conflicts and geopolitical tensions remained a major challenge leading to supply chain disruptions, extended lead times, logistical constraints and increased freight costs. The Company closely monitored these developments and proactively managed its supply chain through planning, inventory management and close coordination with suppliers and logistics partners to minimize the impact on business operations.

BUSINESS PERFORMANCE

Net turnover for the year ended 30th June 2026 was Rupees 11,732 m with a growth of 18% from last year reflecting continued momentum across all key business segments, including prescription, institutional, and export sales. The growth in revenue is primarily attributable to volumetric expansion, improved product mix, and sustained focus on market penetration across both domestic and global markets. The Company's focus on innovative and high-growth therapeutic segments, including the **GLP-1 category and the introduction of TirzaTrim (Tirzepatide)**, has further supported portfolio diversification and created additional opportunities for future growth.

Macter remains committed to investing in Research and Development, Manufacturing and Commercial Excellence, with the objective of launching innovative products in Pakistan and globally and make them commercially successful for the Company's sustainable growth. The Company maintains a sustainable pipeline of new products and is committed to delivering high-quality and innovative medicines to improve patient health outcomes in Pakistan and across the world.

Gross margins were 48% compared to 45% last year primarily due to better sales mix and higher contributions from profitable Prescription & Export businesses. This reflects the Company's ability to partially offset the impact of rising input costs, further exacerbated by ongoing regional geopolitical tensions affecting supply chains and input pricing, through pricing discipline, portfolio optimization and operational efficiencies.

Operating profit for the current fiscal year is RS. 1,382 million, representing a 12% increase compared to the previous year. Operating profit improved in absolute terms; however, margins declined due to continued investment in sales and marketing initiatives, expansion of distribution reach, and strategic focus on brand development. Overall performance demonstrates the Company's continued strategic progress, disciplined execution, and resilience in a challenging operating environment.

Finance cost increased by 27% during the year to Rupees 130 million, compared with Rupees 102 million in the previous year. The increase was primarily attributable to higher average utilization of financing facilities and the associated financing rates during the year.

Profit before Tax: Rupees 1,251m is higher by +119m, reflecting a growth of 11% over last year.

Profit after Tax: Rupees 698m is lower by -39m over last year, a decline of 5%.

CAPITAL EXPENDITURE

During the year under review, the Company has made capital expenditure of Rupees 671 million in new manufacturing equipment, facility upgrades and developing new production areas to ensure GMP and regulatory compliance, support our innovative product pipeline and focus on increasing our global footprint.

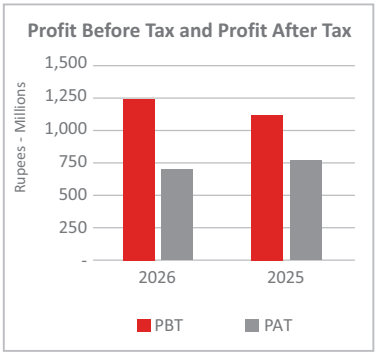

EARNINGS PER SHARE

Earnings per share of the Company for the year ended June 30, 2026 is Rupees 15.24 vs. Rupees 16.10 last year.

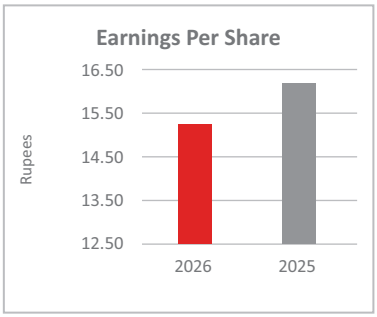

DIVIDEND

No cash dividend has been recommended by the Board of Directors for the period under review.

FUTURE OUTLOOK

Pakistan's pharmaceutical industry continues to demonstrate steady progress, driven by strong underlying healthcare demand, a large domestic market, expanding local manufacturing capabilities, improving regulatory framework, and increasing export orientation. Despite ongoing global economic and geopolitical uncertainties, pharmaceutical exports have maintained an upward trajectory, reflecting the growing competitiveness and quality standard of local manufacturers in international markets. The industry continues to benefit from Pakistan's large and growing

healthcare market, with local manufacturers supplying most domestic medicine requirements. Furthermore, ongoing regulatory reforms introduced by the Drug Regulatory Authority of Pakistan (DRAP), including strengthening of Good Manufacturing Practices (GMP), improvements in licensing and product registration processes, and enhanced focus on bioequivalence and pharmacovigilance standards, are expected to further improve product quality, transparency, and export readiness of local manufacturers.

The volatile geopolitical situation in the Middle East may continue to pose potential risks to supply chain continuity, input costs, freight costs and local fuel prices, including exposure to foreign currency volatility on USD-denominated imports. The impact of fuel prices may impact inflation going forward. To address the inflationary pressure, the policy rate may be carried upwards affecting the cost of borrowings. Management remains vigilant in monitoring these developments and continues to take appropriate measures on maintaining operational resilience.

Overall, under the guidance of the Board, the management team remains confident in demonstrating sustainable growth. The Company continues to address environmental and operational challenges through continuous investment in research, innovation, quality and operational excellence. Key strategic priorities include sustained investment in strengthening of manufacturing capabilities, expanding footprint in new export markets, investing in human capital, developing strategic partnership, maintaining a patient-centric approach and fulfilling corporate responsibilities through ongoing community engagement and meaningful social and environmental contribution.

RISKS AND UNCERTAINITIES

The Company is exposed to certain inherent business risks and uncertainties. Following key business risks have been identified:

- Cost Inflation and lag in compensatory inflationary price adjustments by DRAP
- Pak Rupee depreciation against major currencies
- Global API and logistics disruptions
- Increasingly stringent local and international regulatory requirements
- Delays in product registration and pricing
- Increasing threats to data security and data privacy

The Board and its relevant committees periodically review the Company's risk profile and management's mitigation strategies.

DIVERSITY, EQUITY AND INCLUSION (DE&I)

Macter is committed to fostering a diverse, equitable, and inclusive workplace where every individual is provided with equal opportunities to grow, contribute, and achieve their potential based on merit, capabilities, and performance. The Company promotes a culture of respect, collaboration, and belonging, enabling employees to contribute meaningfully to organizational success and operational excellence.

SUSTAINABILITY

Macter recognizes sustainability as an integral component of its long-term business strategy and responsible growth. The Company seeks to embed sustainable practices across its operations and value chain, including supply chain management and Health, Safety and Environment (HSE) performance. Operating within an evolving environmental, regulatory, and socio-economic landscape, recognizes emerging risks and challenges associated with climate change, water scarcity, energy security, and potential disruptions to the supply chain. The Company is committed to proactively addressing these challenges through responsible resource

management, environmental stewardship, operational resilience, and continuous improvement. Macter continues to integrate sustainability into its core business strategy through the establishment of a Sustainability Committee, implementation of sustainable practices, initiatives to reduce its carbon footprint, and alignment with relevant Environmental, Social and Governance (ESG) principles and standards.

Preserving Our Environment

Macter is committed to responsible environmental stewardship and the protection of the environment.

- The Company manages hazardous and non-hazardous waste in accordance with applicable environmental legislation and the requirements of the Sindh Environmental Protection Agency (SEPA). Regular environmental compliance reporting is undertaken.
- Company maintains the required Hazardous Substances Management and Environmental Management License for the safe management and disposal of hazardous substances and waste.
- Environmental monitoring programs are implemented to assess air emissions and effluent quality and to ensure compliance with applicable Sindh Environmental Quality Standards (SEQS).
- The Company treats its wastewater daily and reuses up to 4,000 gallons of treated wastewater for gardening and other suitable non-potable applications, thereby reducing freshwater demand.
- Annual plantation initiatives are also undertaken as part of the Company's environmental sustainability efforts.

These initiatives contribute to improving the local environment, enhancing green cover and biodiversity, and supporting the Company's broader efforts to reduce its environmental footprint.

Energy Saving

Macter continues to pursue initiatives aimed at improving energy efficiency, optimizing resource utilization, and reducing the environmental impact of its operations.

- The Company has installed a 470-kW solar energy system and progressively upgraded conventional lighting to energy-efficient LED systems. These initiatives contribute to reduced electricity consumption and associated carbon emissions.
- Employee awareness campaigns are also conducted to promote responsible energy use and energy conservation practices across the organization.
- The Company's HVAC system incorporates a flue-gas-driven chiller system, utilizing waste heat from generator exhaust to improve energy efficiency and optimize energy utilization.

Water Stewardship

Macter recognizes water as a valuable natural resource and remains committed to its responsible use, conservation, and efficient management.

Key initiatives include:

- Installation of water-saving nozzle systems to optimize water flow and reduce unnecessary consumption.

- Implementation of a water recovery initiative for the distillation process, with targeted completion by September 2026, aimed at recovering and reusing water and reducing freshwater consumption.

- Annual observance of World Water Day through employee awareness campaigns, training sessions, and communication initiatives focused on water conservation, wastewater reuse, and responsible freshwater consumption.

Through these initiatives, the Company continues to promote a culture of responsible water stewardship and resource conservation across its operations and the wider community.

Environmental Health & Safety (EHS)

- Macter is committed to maintaining high standards of Environmental, Health and Safety (EHS) performance and to complying with applicable legal, regulatory, and industry requirements.

- The Company maintains certification for its Environmental Management System in accordance with ISO 14001:2015 and its Occupational Health and Safety Management System in accordance with ISO 45001:2018.

- Macter's manufacturing facilities operate under established EHS management systems and procedures designed to identify hazards, assess risks, prevent incidents, and promote a safe and environmentally responsible workplace.

- An Emergency Response Committee is established to support effective preparedness and response to emergency situations.

- The Company's fire safety infrastructure includes smoke detectors, fire alarm systems, fire extinguishers, and other emergency response provisions. Fire detection and alarm systems were further strengthened and upgraded in line with applicable national and international standards.

- Employees receive regular training in fire safety, emergency response, safe work practices, and the appropriate use of personal protective equipment (PPE). PPE is provided based on job-specific hazards and may include protective clothing, safety goggles, gloves, helmets, hearing protection, and appropriate respiratory protection.

- The Company maintains programs for monitoring workplace noise levels and generator emissions to support compliance with applicable requirements and protect employee health and the environment.

- Boilers are subject to periodic third-party inspection and certification, where applicable, to support safe and reliable operation.

- Hazardous chemical waste is managed through approved treatment and disposal methods, while industrial effluents undergo appropriate treatment prior to discharge or reuse.

- Macter continues to pursue its Zero Accident Vision through proactive risk management, employee engagement, competency development, and continuous improvement in safety performance.

- During the year, extensive EHS training programs were conducted covering fire safety, chemical safety, PPE compliance, emergency response, safe work practices, and emergency evacuation.

- Regular EHS audits and inspections were also conducted to monitor compliance with applicable legal requirements, including the Factories Act, 2015 and the Sindh Occupational Safety and Health Act, 2017.

Corporate Social Responsibility (CSR)

Macter's commitment to improving health and well-being extends beyond its business operations. Guided by its mission to serve humanity, the Company continues to support initiatives that contribute to the health, education, and welfare of communities.

During the year, Macter undertook a range of Corporate Social Responsibility (CSR) initiatives, including:

- Provision of free medicines to charitable organizations and hospitals.
- Capability-building and professional development initiatives for doctors and healthcare professionals.
- Support for educational institutions and healthcare facilities.
- Organization and support of free medical screening camps.
- Assistance and support for underprivileged patients.

In addition, through plantation campaigns, water conservation and awareness initiatives, and employee engagement in sustainability activities, Macter contributes to environmental and social well-being. These initiatives reflect the Company's commitment to responsible corporate citizenship and to creating positive and sustainable value for its employees, communities, and other stakeholders.

GENDER PAY GAP

The Company has prepared and included the prescribed Gender Pay Gap Statement for FY2026 in accordance with the applicable regulatory requirements.

INFORMATION TECHNOLOGY AND CYBERSECURITY

The Company continues to strengthen its information technology infrastructure, cybersecurity controls, data protection measures and business continuity arrangements to safeguard its operations and information assets.

CONTRIBUTION TO NATIONAL EXCHEQUER

The Company made a total contribution of Rupees 1,104 million to the National Exchequer by way of income tax, custom duties and sales tax.

CREDIT RATING

VIS Credit Rating Company Limited has assigned a credit rating of A/A-1 (Single A / A-One) to Macter International Limited. Outlook assigned to our rating is "Stable".

INTERNAL FINANCIAL CONTROLS

The directors are aware of their responsibility of maintaining adequate internal financial controls. Through review of internal audit reports and discussion with management and auditors (internal and external), we confirm that adequate controls have been implemented by the Company.

CORPORATE AND FINANCIAL REPORTING FRAMEWORK

Following are the statements on the corporate and financial reporting framework:

- The financial statements prepared by the management of the Company present fairly its state of affairs, the results of its operations, cash flows and changes in equity.
- Proper books of accounts have been maintained by the Company.
- Appropriate accounting policies have been consistently applied in the preparation of Financial Statements and accounting estimates are based on reasonable and prudent judgment.
- International Financial Reporting Standards, as applicable in Pakistan, have been followed in preparation of these financial statements.
- The system of internal control is sound in design and has been effectively implemented and monitored.
- There are no doubts upon the Company's ability to continue as a going concern.
- Information about taxes and levies is given in the notes and form part of the financial statements.
- There has been no material departure from the best practices of corporate governance, as detailed in the Listing Regulations.
- The value of investments of employees' provident fund based on latest unaudited accounts as of June 30, 2026 is Rupees 484 million.

COMPOSITION OF BOARD

The board consists of nine members, including 1 female and 8 male directors. The composition of the Board is as follows:

Particulars	Number
Independent Non-Executive Directors	3
Other Non-Executive Director	3
Executive Directors	2
Female Non-Executive Director	1
Total	9

The list of existing directors is as under:

S. No.	Name	Category
1	Mr. Amanullah Kassim	Independent Non-Executive
2	Mr. Jawwad Ahmed Farid	Independent Non-Executive
3	Shaikh Abdus Sami	Independent Non-Executive
4	Sheikh Perwez Ahmed	Non-Executive
5	Sheikh Muhammed Waseem	Non-Executive
6	Mr. Muhammed Ather Sultan	Non-Executive
7	Ms. Masarrat Misbah	Female Non-Executive
8	Mr. Asif Misbah	Executive
9	Mr. Swaleh Misbah Khan	Executive

BOARD AUDIT COMMITTEE

Board Audit Committee assists the Board of Directors in discharging their responsibilities in accordance with the Corporate Governance and Financial Reporting framework. The Committee consists of following three members, two of them are non-executive members and Chairman is an independent non-executive director.

S. No.	Name	Category	Position
1	Shaikh Abdus Sami	Independent Non-Executive	Chairman
2	Sheikh Muhammed Waseem	Non-Executive	Member
3	Muhammad Ather Sultan	Non-Executive	Member

BOARD HUMAN RESOURCE AND REMUNERATION COMMITTEE

Board Human Resource and Remuneration Committee assists the Board of Directors in discharging their responsibilities with regard to periodic review of human resource policies and practices within the Company. It also assists the Board in selection, evaluation, compensation and succession planning of key management personnel. The Committee comprises following three members: one non-executive director, one executive director, and the Chairman is an independent non-executive director.

S. No.	Name	Category	Position
1	Mr. Jawwad Ahmed Farid	Independent Non-Executive	Chairman
2	Mr. Muhammad Ather Sultan	Non-Executive	Member
3	Mr. Asif Misbah	Executive	Member

BOARD AND BOARD COMMITTEES ATTENDANCE

S. No.	Name	Board of Directors		Board Audit Committee		Board Human Resource and Remuneration Committee	
		Entitled	Attended	Entitled	Attended	Entitled	Attended
1	Mr. Amanullah Kassim	5	3	NA	NA	NA	NA
2	Mr. Asif Misbah	5	5	NA	NA	1	1
3	Mr. Swaleh Misbah Khan	5	4	NA	NA	NA	NA
4	Sheikh Muhammed Waseem	5	5	4	4	NA	NA
5	Shaikh Abdus Sami	5	5	4	4	NA	NA
6	Sheikh Perwez Ahmad	5	5	NA	NA	NA	NA
7	Mr. Muhammad Ather Sultan	5	4	4	-	1	-
8	Ms. Masarrat Misbah	5	-	NA	NA	NA	NA
9	Mr. Jawwad Ahmed Farid	5	2	NA	NA	1	1

CHANGES IN BOARD OF DIRECTORS

During the year under review, there was no change in the Board of Directors.

BOARD EVALUATION

The Board has carried out an evaluation of its own performance, including the performance of its committees and individual directors, in accordance with the applicable requirements.

The evaluation covered areas including Board composition, effectiveness of meetings, quality of deliberations, oversight of risk and internal controls, strategic guidance and performance of Board committees.

DIRECTORS' TRAINING PROGRAM

Six directors are certified under the SECP approved Directors' Training Programs as at June 30, 2026. The remaining three will receive training in due course to comply with the code.

REMUNERATION POLICY OF NON EXECUTIVE DIRECTORS

The fees of the non-executive directors (independent and others) to attend the board or board committee meetings is approved by the Board as per the terms of the Articles of Association of the Company.

KEY OPERATING AND FINANCIAL DATA

Key operating and financial data and ratios of last six years are annexed.

PATTERN OF SHAREHOLDING

The pattern of shareholding as at June 30, 2026, in the prescribed form, is annexed to and forms part of this Annual Report.

STATEMENT OF COMPLIANCE WITH CCG REGULATIONS

The Statement of Compliance with the CCG Regulations and the Review Report of the external auditors thereon form part of this Annual Report.

INTERNAL AUDITORS

The Company's internal audit function was managed by the Head of Internal Audit, who was assisted by Internal Auditors M/s. KPMG Taseer Hadi & Co., Chartered Accountants. The Head of Internal Audit reports to the Chairman of Board Audit Committee.

EXTERNAL AUDITORS

The present auditors, M/s A.F. Ferguson & Co. have retired being eligible have offered themselves for reappointment as the statutory auditors of the Company. The Board of Directors of the Company has endorsed the recommendation of the Board Audit Committee for the reappointment of M/s A.F. Ferguson & Co.

SUBSEQUENT EVENTS

There have been no material changes or commitments affecting the financial position of the Company between the end of the financial year and the date of this report, except as disclosed in the financial statements.

ACKNOWLEDGEMENTS

The Board of Directors appreciate the commitment, dedication, and devotion of all our employees who have worked to ensure supply of our lifesaving medicines. We also acknowledge the support and cooperation received from our valued shareholders, customers, distributors, suppliers, financial institutions and regulatory authorities.

All praise and gratitude to Allah SWT for His continued blessings.

On behalf of the board

Asif Misbah
Chief Executive

Sheikh Perwez Ahmed
Director

Karachi
September 22, 2026

ڈائریکٹرز رپورٹ

ہم 30 جون، 2026 کو ختم ہونے والے سال کے لئے کمپنی کے آڈٹ شدہ مالیاتی بیانات کے ہمراہ سالانہ رپورٹ پیش کرنے پر مسرت کا اظہار کرتے ہیں۔

مالیاتی نتائج

کمپنی کے مالیاتی نتائج کا خلاصہ درج ذیل ہے:

مندرجات	ختم شدہ سال 30 جون 2026			
	غیر مدغم شدہ		مدغم شدہ	
	2026	2025	2026	2025
	(روپے ملین میں)			
فروخت - خالص	**11,732**	9,914	**12,169**	10,360
خام منافع	**5,660**	4,458	**5,920**	4,727
خام مارجن	**48.2%**	45.0%	**48.6%**	45.6%
آپریٹنگ منافع	**1,382**	1,234	**1,380**	1,276
آپریٹنگ مارجن	**11.8%**	12.4%	**11.3%**	12.3%
قبل از ٹیکس منافع	**1,251**	1,132	**1,234**	1,141
بعد از ٹیکس منافع / (خسارہ)	**698**	**738**	**675**	787

مارکیٹ اور کاروبار کا جائزہ:

پاکستان کی معیشت نے مالیاتی سال 26–2025 کے دوران بتدریج بحالی جاری رکھی، جس میں جی ڈی پی کی حقیقی نمو تقریباً 3.7٪ تک بہتر ہوئی، جس کی سپورٹ اقتصادی سرگرمیوں اور صنعتی شعبے میں وسیع پیمانے پر بحالی سے ہوئی۔ افراط زر نسبتاً قابو میں رہا اور آسان مالیاتی ماحول نے معاشی سرگرمی اور مالیاتی حالات کو سہارا دیا، جبکہ مالیاتی سال 2026 کے دوران کارکنوں کی ترسیلات زر کی بدولت بیرونی شعبہ لچکدار رہا۔ اگرچہ کرنٹ اکاؤنٹ میں معمولی خسارہ ریکارڈ کیا گیا، لیکن مجموعی معاشی استحکام گزشتہ سالوں کے مقابلے میں بہتر ہوا۔ ان مثبت رجحانات کی عکاسی کرتے ہوئے پاکستان کی کریڈٹ ریٹنگ کو اپ گریڈ کیا گیا ہے، اور ایجنسیوں نے ملک کے معاشی مستقبل کے لیے ایک مستحکم آؤٹ لک تفویض کیا ہے۔

علاقائی تنازعات اور جیو پولیٹیکل سیاسی کشیدگی ایک بڑا چیلنج بنی رہی، جس کی وجہ سے سپلائی چین میں رکاوٹیں، ڈیلیوری کے طویل اوقات، لاجسٹک پابندیاں اور مال برداری (فرائٹ) کے اخراجات میں اضافہ ہوا۔ کمپنی نے ان پیش رفتوں پر گہری نظر رکھی اور کاروباری سرگرمیوں پر پڑنے والے اثرات کو کم سے کم کرنے کے لیے منصوبہ بندی انوینٹری مینجمنٹ اور سپلائرز اور لاجسٹکس پارٹنرز کے ساتھ قریبی تعاون کے ذریعے فعال انداز میں اپنی سپلائی چین کا انتظام کیا۔

کاروباری کارکردگی

30 جون 2026 کو ختم ہونے والے سال کے لیے خالص ٹرن اوور 11,732 ملین روپے رہا، جس میں گزشتہ سال کے مقابلے میں 18٪ اضافہ ہوا، جو بذریعہ نسخہ، ادارہ جاتی اور برآمدی فروخت سمیت تمام اہم کاروباری شعبوں میں مسلسل رفتار کی عکاسی کرتا ہے۔ آمدنی میں اضافہ بنیادی طور پر حجم میں توسیع، بہتر مصنوعات کے مکس، اور ملکی و عالمی مارکیٹوں میں رسائی پر مسلسل توجہ کی وجہ سے ہے۔ کمپنی کی جدید اور تیز ترقی والے علاج کے شعبوں پر توجہ، جن میں GLP-1 کیٹیگری اور TirzaTrim (Tirzepatide) کا تعارف شامل ہے، نے پورٹ فولیو کی تنوع کو مزید تقویت دی ہے اور مستقبل کی ترقی کے لیے اضافی مواقع پیدا کیے ہیں۔

میکٹر ریسرچ اینڈ ڈیولپمنٹ، مینوفیکچرنگ اور کمرشل ایکسیلنس میں سرمایہ کاری کے لیے پُرعزم ہے، جس کا مقصد پاکستان اور عالمی سطح پر جدید جدید مصنوعات متعارف کرانا اور کمپنی کی پائیدار ترقی کے لیے انہیں تجارتی لحاظ سے کامیاب بنانا ہے۔ کمپنی نئی مصنوعات کی پائیدار پائپ لائن برقرار رکھتی ہے اور پاکستان اور دنیا بھر میں مریضوں کی صحت کے نتائج کو بہتر بنانے کے لیے اعلیٰ معیار اور جدید ادویات فراہم کرنے کے لیے پُرعزم ہے۔

مجموعی مارجن پچھلے سال کے 45 فیصد کے مقابلے میں 48 فیصد رہا، جس کی بنیادی وجہ بہتر سیلز مکس اور منافع بخش پریسکرپشن اور ایکسپورٹ کے کاروبار کا زیادہ حصہ تھا۔ یہ قیمتوں کے نظم وضبط، پورٹ فولیو کی اصلاح اور آپریشنل کارکردگی کے ذریعے ان پٹ لاگت میں اضافے کے اثرات کو جزوی طور پر پورا کرنے کی کمپنی کی صلاحیت کی عکاسی کرتا ہے، جو سپلائی چین اور ان پٹ کی قیمتوں کو متاثر کرنے والے جاری علاقائی جیوپولیٹیکل کشیدگی کی وجہ سے مزید بڑھ گئے تھے۔

موجودہ مالی سال کے لیے آپریٹنگ منافع 1,382 ملین روپے ہے، جو پچھلے سال کے مقابلے میں 12 فیصد اضافے کو ظاہر کرتا ہے۔ مطلق لحاظ سے آپریٹنگ منافع میں بہتری آئی ہے؛ تاہم، فروخت اور مارکیٹنگ کے اقدامات میں مسلسل سرمایہ کاری، تقسیم کی رسائی میں توسیع، اور برانڈ ڈویلپمنٹ پر اسٹریٹجک توجہ کی وجہ سے مارجن میں کمی واقع ہوئی۔ مجموعی کارکردگی ایک چیلنجنگ آپریٹنگ ماحول میں کمپنی کی مسلسل اسٹریٹجک پیش رفت، نظم وضبط پر مبنی عمل درآمد، اور لچک کو ظاہر کرتی ہے۔

مالیاتی لاگت دورانِ سال 27٪ بڑھ کر 130 ملین روپے ہو گئی، جبکہ گزشتہ سال یہ 102 ملین روپے تھی۔ اس اضافے کی بنیادی وجہ سال کے دوران مالیاتی سہولیات کا زیادہ اوسط استعمال اور اس سے وابستہ مالیاتی شرحیں تھیں۔

قبل از ٹیکس منافع: 1,251 ملین روپے + 119 ملین کا اضافہ ہے، جو گزشتہ سال کے مقابلے میں 11٪ کی ترقی کی عکاسی کرتا ہے۔
بعد از ٹیکس منافع: 698 ملین روپے گزشتہ سال کے مقابلے میں 39- ملین کم ہے یعنی 5 فیصد کی کمی۔

سرمایہ جاتی اخراجات:

زیر جائزہ سال کے دوران، کمپنی نے GMP اور ریگولیٹری تعمیل کو یقینی بنانے، جدید مصنوعات کی سپورٹ اور عالمی سطح پر اپنی موجودگی بڑھانے پر 671 ملین روپے کا سرمایہ خرچ کیا ہے۔

فی شیئر آمدنی:

30 جون 2026 کو ختم ہونے والے سال کے لیے کمپنی کی فی شیئر آمدنی گزشتہ سال 16.10 روپے کے مقابلے میں 15.24 روپے رہی۔

ڈیویڈنڈ:

بورڈ آف ڈائریکٹرز نے زیر جائزہ مدت کے لیے کوئی نقد ڈیویڈنڈ تجویز نہیں کیا ہے۔

مستقبل کا منظر:

پاکستان کی فارماسیوٹیکل انڈسٹری مسلسل ترقی پذیر ہے، جس کی وجہ صحت کی دیکھ بھال کی ضرورت، وسیع ملکی منڈی، مقامی مینوفیکچرنگ صلاحیتوں میں توسیع، بہتر ریگولیٹری فریم ورک اور برآمدات میں مضبوط اضافہ ہے۔ عالمی اقتصادی اور جغرافیائی سیاسی غیر یقینی صورتحال کے باوجود، دواسازی کی برآمدات نے بڑھتے ہوئے رجحان کو برقرار رکھا ہے، جو بین الاقوامی منڈیوں میں مقامی مینوفیکچررز کی بڑھتی ہوئی مسابقت اور معیار کی عکاسی کرتا ہے۔ یہ صنعت پاکستان کی وسیع اور بڑھتی ہوئی صحت کی دیکھ بھال کی مارکیٹ سے فائدہ اٹھا رہی ہے، جہاں مقامی مینوفیکچررز زیادہ مقامی ادویات کی ضروریات فراہم کرتے ہیں۔ مزید برآں، ڈرگ ریگولیٹری اتھارٹی آف پاکستان (DRAP) کی جانب سے متعارف کرائی گئی جاری ریگولیٹری اصلاحات، جن میں گڈ مینوفیکچرنگ پریکٹسز (GMP) کی مضبوطی، لائسنسنگ اور مصنوعات کی رجسٹریشن کے عمل میں بہتری، اور بایوایکویلینس اور فارماکووجیلنس معیارات پر زیادہ توجہ شامل ہے، مقامی مینوفیکچررز کی مصنوعات کے معیار، شفافیت اور برآمدی تیاری کو مزید بہتر بنانے کی توقع ہے۔

مشرق وسطیٰ میں غیر مستحکم جیو پولیٹیکل سیاسی صورتحال، سپلائی چین کا تسلسل، ان پٹ لاگت، مال برداری کے اخراجات اور مقامی ایندھن کی قیمتوں کے لیے ممکنہ خطرات پیدا کر سکتی ہے، جن میں امریکی ڈالر کی درآمدات پر غیر ملکی کرنسی کے اتار چڑھاؤ کا سامنا بھی شامل ہے۔ ایندھن کی قیمتوں کا اثر مستقبل میں مہنگائی پر اثر انداز ہو سکتا ہے۔ افراط زر کے دباؤ سے نجات کے لیے پالیسی شرح کو اوپر لے جا سکتا ہے جس سے قرض کی لاگت متاثر ہوتی ہے۔ انتظامیہ ان پیش رفتوں کی نگرانی میں چاق و چوبند ہے اور آپریشنل لچک برقرار رکھنے کے لیے مناسب اقدامات جاری رکھے ہوئے ہے۔

مجموعی طور پر، بورڈ کی رہنمائی میں، انتظامی ٹیم پائیدار ترقی کے مظاہرے میں پر اعتماد ہے۔ کمپنی تحقیق، جدت، معیار اور آپریشنل عمدگی میں مسلسل سرمایہ کاری کے ذریعے ماحولیاتی اور آپریشنل چیلنجز سے نمٹنے کا سلسلہ جاری رکھے ہوئے ہے۔ اہم اسٹریٹجک ترجیحات میں مینوفیکچرنگ کی صلاحیتوں کو مضبوط بنانے میں مسلسل سرمایہ کاری، نئی برآمدی منڈیوں میں وسعت دینا، انسانی وسائل میں سرمایہ کاری، اسٹریٹجک شراکت داری کی ترقی، مریض دیکھ بھال کا نقطہ نظر برقرار رکھنا اور مسلسل کمیونٹی انگیجمنٹ اور بامعنی سماجی و ماحولیاتی تعاون کے ذریعے کارپوریٹ ذمہ داریوں کو پورا کرنا شامل ہیں۔

خطرات اور غیر یقینی حالات

کمپنی کو کچھ فطری کاروباری خطرات اور غیر یقینی صورتحال کا سامنا ہے۔ مندرجہ ذیل اہم کاروباری خطرات کی نشاندہی کی گئی ہے:

- لاگت افراط زر اور DRAP کی طرف سے معاوضہ افراط رز کی قیمتوں میں ایڈجسٹمنٹ کرنے میں تاخیر۔
- پاکستانی روپے کی قدر میں کمی
- عالمی API اور لاجسٹک رکاوٹیں
- مقامی اور بین الاقوامی ریگولیٹری تقاضوں میں تیزی سے اضافہ
- پراڈکٹس کی رجسٹریشن اور قیمت کے تعین میں تاخیر
- ضروری ٹیلنٹ کی بھرتی اور برقرار رکھنا
- ڈیٹا کی حفاظت اور ڈیٹا کی رازداری کے بڑھتے ہوئے خطرات

بورڈ اور اس کی متعلقہ کمیٹیاں وقتاً فوقتاً کمپنی کے خطرے کے پروفائل اور انتظامیہ کی حفاظتی حکمت عملیوں کا جائزہ لیتی ہیں۔

تنوع، مساوات اور شمولیت (DE&I)

میکٹر ایک متنوع، مساوی، اور جامع کام کرنے کا ماحول فراہم کرنے کے لیے پر عزم ہے جہاں ہر فرد کو قابلیت، صلاحیتوں اور کارکردگی کی بنیاد پر ترقی کرنے، حصہ لینے اور اپنی صلاحیتوں کو حاصل کرنے کے لیے مساوی مواقع فراہم کیے جاتے ہیں۔ کمپنی احترام، تعاون اور تعلق کے کلچر کو فروغ دیتی ہے، جس سے ملازمین کو تنظیمی کامیابی اور آپریشنل ایکسی لینس میں معنی خیز کردار ادا کرنے کے قابل بنایا جاتا ہے۔

پائیداری

میکٹر پائیداری کو اپنی طویل مدتی کاروباری حکمت عملی اور ذمہ دارانہ ترقی کا لازمی جزو تسلیم کرتا ہے۔ کمپنی اپنی آپریشنز اور ویلیو چین میں پائیدار طریقوں کو شامل کرنے میں کوشاں ہے، جن میں سپلائی چین مینجمنٹ اور صحت، حفاظت اور ماحولیات (HSE) کی کارکردگی شامل ہے۔ ایک بدلتے ہوئے ماحولیاتی، ضابطہ کاری، اور سماجی و اقتصادی منظر نامے میں کام کرتے ہوئے موسمیاتی تبدیلی، پانی کی قلت، توانائی کی سلامتی، اور سپلائی چین میں ممکنہ خلل سے جڑے ابھرتے ہوئے خطرات اور چیلنجز مسلمہ ہیں۔ کمپنی ان چیلنجز کو ذمہ دارانہ وسائل کے انتظام، ماحولیاتی نگہداشت، آپریشنل لچک، اور مسلسل بہتری کے ذریعے فعال طور پر حل کرنے کے لیے پر عزم ہے۔ میکٹر پائیداری کو اپنی بنیادی کاروباری حکمت عملی میں شامل کرتا ہے، جس میں پائیداری کمیٹی کا قیام، پائیدار طریقوں کا نفاذ، کاربن فٹ پرنٹ کم کرنے کے اقدامات، اور متعلقہ ماحولیاتی، سماجی اور گورننس (ESG) کے اصولوں اور معیارات کے ساتھ ہم آہنگی شامل ہے۔

ہمارے ماحول کا تحفظ

میکٹر ذمہ دارانہ ماحولیاتی تحفظ اور ماحول کے تحفظ کے لیے پر عزم ہے۔

- کمپنی قابل اطلاق ماحولیاتی قوانین اور سندھ ماحولیاتی تحفظ ایجنسی (SEPA) کی ضروریات کے مطابق خطرناک اور غیر خطرناک فضلے کا انتظام کرتی ہے۔ باقاعدہ ماحولیاتی تعمیل کی رپورٹنگ کی جاتی ہے۔
- کمپنی خطرناک مادوں اور فضلے کے محفوظ انتظام اور تلفی کے لیے مطلوبہ خطرناک مادوں کے انتظام اور ماحولیاتی انتظام کے لائسنس کو برقرار رکھتی ہے۔
- ماحولیاتی نگرانی کے پروگرام فضائی اخراجات اور فضلہ کے معیار کا جائزہ لینے اور متعلقہ سندھ ماحولیاتی معیار کے معیارات (SEQS) کی تعمیل کو یقینی بنانے کے لیے نافذ کیے جاتے ہیں۔
- کمپنی روزانہ اپنے گندے پانی کی صفائی کرتی ہے اور 4,000 گیلن تک صاف شدہ فضلہ پانی کو باغبانی اور دیگر مناسب غیر پینے کے لیے دوبارہ استعمال کرتی ہے، جس سے تازہ پانی کی طلب کم ہوتی ہے۔
- کمپنی کی ماحولیاتی پائیداری کی کوششوں کے حصے کے طور پر سالانہ پلانٹیشن اقدامات بھی کیے جاتے ہیں۔

یہ اقدامات مقامی ماحول کو بہتر بنانے، سبز کور اور حیاتیاتی تنوع کو بہتر بنانے، اور کمپنی کی ماحولیاتی اثرات کو کم کرنے کی وسیع تر کوششوں کی حمایت میں مدد دیتے ہیں۔

توانائی کی بچت

- میکٹر توانائی کی بچت کو بہتر بنانے، وسائل کے استعمال کو بہتر بنانے اور اپنے آپریشنز کے ماحولیاتی اثرات کو کم کرنے کے لیے اقدامات جاری رکھے ہوئے ہے۔
- کمپنی نے 470 کلوواٹ کا سولر انرجی سسٹم نصب کیا ہے اور روایتی لائٹنگ کو بتدریج توانائی بچانے والے ایل ای ڈی سسٹمز میں اپ گریڈ کیا ہے۔ یہ اقدامات بجلی کے استعمال اور متعلقہ کاربن اخراج میں کمی کا باعث بنتے ہیں۔
- ملازمین کی آگاہی مہمات بھی چلائی جاتی ہیں تاکہ ادارے میں ذمہ دارانہ توانائی کے استعمال اور توانائی کی بچت کے طریقوں کو فروغ دیا جاسکے۔
- کمپنی کے HVAC سسٹم میں فلو گیس سے چلنے والا چلر سسٹم شامل ہے، جو جنریٹر کے اخراج سے نکلنے والی حرارت کو توانائی کی بچت اور توانائی کے استعمال کو بہتر بنانے کے لیے استعمال کرتا ہے۔

پانی کی نگرانی

میکٹر پانی کو ایک قیمتی قدرتی وسیلہ تسلیم کرتا ہے اور اس کے ذمہ دارانہ استعمال، تحفظ، اور مؤثر انتظام کے لیے پر عزم ہے۔

کلیدی اقدامات میں بشمول:

- پانی کے بہاؤ کو بہتر بنانے اور غیر ضروری کھپت کو کم کرنے کے لیے پانی کی بچت کرنے والے نوزل سسٹم کی تنصیب۔
- ڈسٹلیشن کے عمل کے لیے پانی کی بازیابی کی پہل کا نفاذ، جس کی تکمیل کا ہدف ستمبر 2026 ہے، جس کا مقصد پانی کی بازیابی اور دوبارہ قابل استعمال بنانا اور میٹھے پانی کے استعمال کو کم کرنا ہے۔
- ورلڈ واٹر ڈے کی سالانہ تقریبات ملازمین کی آگاہی مہمات، تربیتی سیشنز، اور مواصلاتی اقدامات کے ذریعے جو پانی کی بچت، فضلہ پانی کے دوبارہ استعمال، اور ذمہ دارانہ تازہ پانی کے استعمال پر مرکوز ہیں۔

ان اقدامات کے ذریعے، کمپنی اپنے آپریشنز اور وسیع تر کمیونٹی میں ذمہ دارانہ طور پر پانی کی دیکھ بھال اور وسائل کے تحفظ کی ثقافت کو فروغ دیتی ہے۔

ماحولیاتی صحت اور حفاظت (EHS)

- میکٹر ماحولیاتی، صحت و حفاظت (EHS) کی کارکردگی کے اعلیٰ معیار کو برقرار رکھنے اور قابل اطلاق قانونی، ریگولیٹری اور صنعتی تقاضوں کی تعمیل کے لیے پر عزم ہے۔

- کمپنی اپنے ماحولیاتی انتظامی نظام کے لیے ISO 14001:2015 اور (Occupational Health and Safety Management System) کے لیے ISO 45001:2018 کے مطابق سرٹیفکیشن برقرار رکھتی ہے۔
- میکٹر کی مینوفیکچرنگ سہولیات قائم شدہ EHS مینجمنٹ سسٹمز اور طریقہ کار کے تحت کام کرتی ہیں جو خطرات کی شناخت، خطرات کا اندازہ لگانا، واقعات کی روک تھام، اور ایک محفوظ اور ماحولیاتی ذمہ دار کام کی جگہ کو فروغ دینا چاہتے ہیں۔
- ایک ایمرجنسی رسپانس کمیٹی قائم کی جاتی ہے تاکہ ہنگامی حالات میں مؤثر تیاری اور ردعمل کی حمایت کی جاسکے۔
- کمپنی کے فائر سیفٹی انفراسٹرکچر میں اسموک ڈیٹیکٹرز، فائر الارم سسٹمز، آگ بجھانے والے آلات اور دیگر ہنگامی ردعمل کی سہولیات شامل ہیں۔ آگ کی شناخت اور الارم سسٹمز کو قومی اور بین الاقوامی معیار کے مطابق مزید مضبوط اور اپ گریڈ کیا گیا۔
- ملازمین کو آگ کی حفاظت، ہنگامی ردعمل، محفوظ کام کے طریقے، اور ذاتی حفاظتی سامان (PPE) کے مناسب استعمال کی باقاعدہ تربیت دی جاتی ہے۔ PPE مخصوص ملازمت کے خطرات کی بنیاد پر فراہم کی جاتی ہے اور اس میں حفاظتی لباس، حفاظتی چشمے، دستانے، ہیلمٹ، سماعت کی حفاظت، اور سانس کی مناسب حفاظت شامل ہو سکتی ہے۔
- کمپنی کام کی جگہ پر شور کی سطح اور جنریٹرز کے اخراج کی نگرانی کے پروگرام برقرار رکھتی ہے تاکہ متعلقہ تقاضوں کی تعمیل اور ملازمین کی صحت اور ماحول کی حفاظت کی جا سکے۔
- بوائلرز کو باقاعدہ تیسرے فریق کی جانب سے معائنہ اور سرٹیفکیشن کے تابع کیا جاتا ہے، جہاں قابل اطلاق ہو، تاکہ محفوظ اور قابل اعتماد آپریشن کی حمایت کی جاسکے۔
- خطرناک کیمیائی فضلہ کو منظور شدہ علاج اور تلفی کے طریقوں سے منظم کیا جاتا ہے، جبکہ صنعتی فضلہ خارج کرنے یا دوبارہ استعمال سے پہلے مناسب علاج سے گزرتا ہے۔
- میکٹر اپنے زیرو ایکسیڈنٹ وژن کو فعال رسک مینجمنٹ، ملازمین کی شمولیت، مہارت کی ترقی، اور حفاظتی کارکردگی میں مسلسل بہتری کے ذریعے جاری رکھے ہوئے ہے۔
- سال کے دوران، وسیع پیمانے پر EHS تربیتی پروگرام منعقد کیے گئے جن میں آگ کی حفاظت، کیمیکل سیفٹی، PPE کی تعمیل، ہنگامی ردعمل، محفوظ کام کے طریقے، اور ہنگامی انخلا شامل تھے۔
- باقاعدہ EHS آڈٹ اور معائنہ بھی کیے گئے تاکہ متعلقہ قانونی تقاضوں کی تعمیل کی نگرانی کی جاسکے، جن میں فیکٹریز ایکٹ، 2015 اور سندھ آکیوپیشنل سیفٹی اینڈ ہیلتھ ایکٹ، 2017 شامل ہیں۔

کارپوریٹ سوشل ریسپانسبلٹی (CSR)

میکٹر کی صحت اور فلاح و بہبود کو بہتر بنانے کے لیے وابستگی صرف کاروباری آپریشنز تک محدود نہیں ہے۔ انسانیت کی خدمت کے اپنے مشن کی رہنمائی میں، کمپنی ان اقدامات کی حمایت جاری رکھے ہوئے ہے جو کمیونٹیز کی صحت، تعلیم اور فلاح و بہبود میں حصہ ڈالتے ہیں۔

دوران سال میکٹر نے کارپوریٹ سوشل ریسپانسبلٹی (CSR) کے کئی اقدامات کیے، جن میں بشمول:

- خیراتی تنظیموں اور ہسپتالوں کو مفت ادویات کی فراہمی۔
- ڈاکٹروں اور صحت کے پیشہ ور افراد کے لیے صلاحیت سازی اور پیشہ ورانہ ترقی کے اقدامات۔
- تعلیمی اداروں اور صحت کی سہولیات کی معاونت۔
- مفت طبی اسکریننگ کیمپوں کی تنظیم اور معاونت۔
- محروم مریضوں کے لیے مدد اور مدد۔

اس کے علاوہ پلانٹیشن مہمات، پانی کی بچت اور آگاہی کی مہمات، اور پائیداری کی سرگرمیوں میں ملازمین کی شمولیت کے ذریعے، مکٹر ماحولیاتی اور سماجی فلاح و بہبود میں بھی کردار ادا کرتا ہے۔ یہ اقدامات کمپنی کی ذمہ دار کارپوریٹ شہریت اور اپنے ملازمین، کمیونٹیز اور دیگر اسٹیک ہولڈرز کے لیے مثبت اور پائیدار قدر پیدا کرنے کے عزم کی عکاسی کرتے ہیں۔

صنفی اجرت کا فرق

کمپنی نے مالی سال 2026 کے لیے مقرر کردہ جینڈر پے گیپ اسٹیٹمنٹ تیار اور شامل کیا ہے، جو متعلقہ ریگولیٹری تقاضوں کے مطابق ہے۔

انفارمیشن ٹیکنالوجی اور سائبر سیکیورٹی

کمپنی اپنی انفارمیشن ٹیکنالوجی انفراسٹرکچر، سائبر سیکیورٹی کنٹرولز، ڈیٹا پروٹیکشن اقدامات اور کاروباری تسلسل کے انتظامات کو مضبوط کرتی ہے تاکہ اپنے آپریشنز اور معلوماتی اثاثوں کی حفاظت کی جاسکے۔

قومی خزانے میں تعاون

کمپنی نے انکم ٹیکس، کسٹم ڈیوٹیز اور سیلز ٹیکس کے ذریعے قومی خزانے میں کل 1,104 ملین روپے کا تعاون کیا۔

کریڈٹ ریٹنگ

وی آئی ایس کریڈٹ ریٹنگ کمپنی لمیٹڈ نے میکٹر انٹرنیشنل لمیٹڈ کو A/A-1 (سنگل اے / اے-ون) کریڈٹ ریٹنگ دی ہے۔ ہماری ریٹنگ کے لیے منتخب آؤٹ لک مستحکم ہے۔

اندرونی مالیاتی کنٹرولز

ڈائریکٹرز اپنی ذمہ داری سے آگاہ ہیں کہ وہ مناسب داخلی مالی کنٹرول برقرار رکھیں۔ اندرونی آڈٹ رپورٹس کے جائزے اور انتظامیہ و آڈیٹرز (اندرونی اور بیرونی) کے ساتھ گفتگو کے ذریعے، ہم تصدیق کرتے ہیں کہ کمپنی نے مناسب کنٹرولز نافذ کیے ہیں۔

کارپوریٹ اور مالیاتی رپورٹنگ فریم ورک

درج ذیل کارپوریٹ اور مالیاتی رپورٹنگ فریم ورک کے بیانات ہیں:

- کمپنی کی انتظامیہ کی جانب سے تیار کردہ مالی بیانات اس کی حالت، آپریشنز کے نتائج، نقد بہاؤ اور ایکویٹی میں تبدیلیوں کو منصفانہ طور پر پیش کرتے ہیں۔
- کمپنی نے مناسب حسابات کی کتابیں برقرار رکھی ہیں۔
- مالیاتی بیانات کی تیاری میں مناسب اکاؤنٹنگ پالیسیاں مستقل طور پر نافذ کی گئی ہیں اور اکاؤنٹنگ کے تخمینے معقول اور محتاط فیصلے پر مبنی ہوتے ہیں۔
- پاکستان میں لاگو ہونے والے بین الاقوامی مالیاتی رپورٹنگ معیارات ان مالیاتی بیانات کی تیاری کے دوران عمل کیے گئے ہیں۔
- اندرونی کنٹرول کا نظام مضبوط ڈیزائن ہے اور مؤثر طریقے سے نافذ اور نگرانی کیا گیا ہے۔
- کمپنی کی جاری رہنے کی صلاحیت پر کوئی شک نہیں۔
- ٹیکس اور لیویز کے بارے میں معلومات نوٹس میں دی جاتی ہیں اور مالیاتی بیانات کا حصہ بنتی ہیں۔
- کارپوریٹ گورننس کے بہترین طریقہ کار سے کوئی نمایاں انحراف نہیں ہوا، جیسا کہ لسٹنگ ریگولیشنز میں تفصیل سے بیان کیا گیا ہے۔
- 30 جون 2026 تک تازہ ترین غیر آڈٹ شدہ اکاؤنٹس کی بنیاد پر ملازمین کے پروویڈنٹ فنڈ کی سرمایہ کاری کی مالیت 484 ملین روپے ہے۔

بورڈ کی تشکیل:

بورڈ میں نو(9)ارکان شامل ہیں، جن میں 1 خاتون اور 8 مرد ڈائریکٹرز شامل ہیں۔ بورڈ کی تشکیل درج ذیل ہے:

مندرجات	تعداد
انڈیپنڈنٹ نان ایگزیکیوٹیو ڈائریکٹرز	3
دیگر نان ایگزیکیوٹیو ڈائریکٹرز	3
ایگزیکیوٹیو ڈائریکٹرز	2
خاتون نان ایگزیکیوٹیو ڈائریکٹر	1
کل	9

موجودہ ڈائریکٹرز کی فہرست درج ذیل ہے:

شمار	نام	درجہ بندی
1	جناب امان اللہ قاسم	انڈیپنڈنٹ نان ایگزیکیوٹیو
2	جناب جواد احمد فرید	انڈیپنڈنٹ نان ایگزیکیوٹیو
3	شیخ عبدالسمیع	انڈیپنڈنٹ نان ایگزیکیوٹیو
4	شیخ پرویز احمد	نان ایگزیکیوٹیو
5	شیخ محمد وسیم	نان ایگزیکیوٹیو
6	جناب محمد اطہر سلطان	نان ایگزیکیوٹیو
7	محترمہ مسرت مصباح	خاتون نان ایگزیکیوٹیو
8	جناب آصف مصباح	ایگزیکیوٹیو
9	جناب صالح مصباح خان	ایگزیکیوٹیو

بورڈ آڈٹ کمیٹی

بورڈ آڈٹ کمیٹی بورڈ آف ڈائریکٹرز کو ان کی ذمہ داریاں کارپوریٹ گورننس اور فنانشل رپورٹنگ فریم ورک کے مطابق انجام دینے میں مدد دیتی ہے۔ کمیٹی میں تین ارکان شامل ہیں، جن میں سے دو غیر ایگزیکٹو ممبر ہیں اور چیئرمین ایک آزاد نان ایگزیکٹو ڈائریکٹر ہیں۔

نمبر شمار	نام	درجہ بندی	عہدہ
1	شیخ عبدالسمیع	انڈیپنڈنٹ نان ایگزیکٹو	چیئرمین
2	شیخ محمد وسیم	نان ایگزیکٹو	ممبر
3	جناب محمد اطہر سلطان	نان ایگزیکٹو	ممبر

بورڈ ہیومن ریسورس اینڈ ریمونریشن کمیٹی

بورڈ ہیومن ریسورس اینڈ ریمونریشن کمیٹی بورڈ آف ڈائریکٹرز کو کمپنی کے اندر انسانی وسائل کی پالیسیوں اور طریقہ کار کے وقتاً فوقتاً جائزے کے حوالے سے ان کی ذمہ داریوں کو انجام دینے میں مدد دیتی ہے۔ یہ بورڈ کو کلیدی انتظامی عملے کے انتخاب، جائزے، معاوضے اور جانشینی کی منصوبہ بندی میں بھی مدد فراہم کرتا ہے۔ کمیٹی میں تین ارکان شامل ہیں: ایک نان ایگزیکٹو ڈائریکٹر، ایک ایگزیکٹو ڈائریکٹر، اور چیئرمین ایک آزاد نان ایگزیکٹو ڈائریکٹر ہوتا ہے۔

نمبر شمار	نام	درجہ بندی	عہدہ
1	جناب جواد احمد فرید	انڈیپنڈنٹ نان ایگزیکٹو	چیئرمین
2	جناب محمد اطہر سلطان	نان ایگزیکٹو	ممبر
3	جناب آصف مصباح	ایگزیکٹو	ممبر

بورڈ اور بورڈ کمیٹیز کی حاضری

نمبر شمار	نام	بورڈ آف ڈائریکٹرز		بورڈ آڈٹ کمیٹی		بورڈ ہیومن ریسورس اینڈ ریمونریشن کمیٹی	
		استحقاق	حاضری	استحقاق	حاضری	استحقاق	حاضری
1	جناب امان اللہ قاسم	5	3	NA	NA	NA	NA
2	جناب آصف مصباح	5	5	NA	NA	1	1
3	جناب صالح مصباح خان	5	4	NA	NA	NA	NA
4	شیخ محمد وسیم	5	5	4	4	NA	NA
5	شیخ عبدالسمیع	5	5	4	4	NA	NA
6	شیخ پرویز احمد	5	5	NA	NA	NA	NA
7	جناب محمد اطہر سلطان	5	4	4	-	1	-
8	محترمہ مسرت مصباح	5	-	NA	NA	NA	NA
9	جناب جواد احمد فرید	5	2	NA	NA	1	1

بورڈ آف ڈائریکٹرز میں تبدیلیاں

زیر جائزہ سال کے دوران بورڈ آف ڈائریکٹرز میں کوئی تبدیلی نہیں آئی۔

بورڈ کا جائزہ:

بورڈ نے اپنی کارکردگی کا جائزہ لیا ہے، جس میں اپنی کمیٹیوں اور انفرادی ڈائریکٹرز کی کارکردگی شامل ہے، جو قابل اطلاق تقاضوں کے مطابق ہے۔

اس جائزے میں بورڈ کی تشکیل، اجلاسوں کی مؤثریت، مشاورت کا معیار، خطرے اور اندرونی کنٹرولز کی نگرانی، اسٹریٹجک رہنمائی اور بورڈ کمیٹیوں کی کارکردگی شامل تھے۔

ڈائریکٹرز ٹریننگ پروگرام

30 جون 2026 تک چھ ڈائریکٹرز SECP منظور شدہ ڈائریکٹرز ٹریننگ پروگرامز کے تحت سرٹیفائیڈ ہیں۔ باقی تین افراد ضابطے کی تعمیل کے لیے مناسب وقت پر تربیت حاصل کریں گے۔

نان ایگزیکٹو ڈائریکٹرز کو مالی مراعات دینے کی پالیسی

نان ایگزیکٹو ڈائریکٹرز (انڈیپنڈنٹ و دیگر) کے لیے بورڈ یا بورڈ کمیٹی کے اجلاسوں میں شرکت کی فیس کمپنی کے آرٹیکلز آف ایسوسی ایشن کی شرائط کے تحت بورڈ کی طرف سے منظور کی گئی ہے۔

کلیدی آپریٹنگ اور مالیاتی ڈیٹا

گزشتہ چھ سالوں کا کلیدی آپریٹنگ اور مالیاتی ڈیٹا اور تناسب منسلک ہیں۔

شیئر ہولڈنگ کا پیٹرن

30 جون، 2026 تک شیئر ہولڈنگ کے پیٹرن کا اسٹیٹمنٹ مقررہ شکل میں اس سالانہ رپورٹ کے ساتھ منسلک ہے اور اس کا حصہ ہے۔

CCG کے قواعد و ضوابط کی تعمیل کا بیان

CCG ریگولیشنز کے ساتھ تعمیل کا بیان اور اس پر بیرونی آڈیٹرز کی جائزہ رپورٹ اس سالانہ رپورٹ کا حصہ ہیں۔

انٹرنل آڈیٹرز

کمپنی کے انٹرنل آڈٹ کی نگرانی ہیڈ آف انٹرنل آڈٹ کرتے ہیں جن کی معاونت انٹرنل آڈیٹرز میسرز KPMG تاثیر ہادی اینڈ کمپنی چارٹرڈ اکاؤنٹنٹس کرتے ہیں۔ انٹرنل آڈٹ کے سربراہ بورڈ آڈٹ کمیٹی کے چیئرمین کو رپورٹ کرتے ہیں۔

ایکسٹرنل آڈیٹرز

موجودہ آڈیٹرز، میسرز اے ایف فرگوسن اینڈ کمپنی ریٹائر ہو چکے ہیں اور اہل ہونے کی وجہ سے انہوں نے کمپنی کے قانونی آڈیٹرز کے طور پر دوبارہ تقرری کے لئے خود کو پیش کیا ہے۔ کمپنی کے بورڈ آف ڈائریکٹرز نے اے ایف فرگوسن کمپنی کی دوبارہ تقرری کے لئے بورڈ آڈٹ کمیٹی کی سفارش کی توثیق کی ہے۔

ذیلی واقعات

مالیاتی سال کے اختتام کے دوران اور اس رپورٹ کے اجراء تک کمپنی کی مالی حیثیت کو متاثر کرنے والے کوئی مادی واقعات پیش نہیں آئے سوائے اس کے جو مالیاتی بیانات میں ظاہر کیے گئے ہیں۔

اعتراف

بورڈ آف ڈائریکٹرز اپنے تمام ملازمین کے عزم، لگن اور خلوص کی حوصلہ افزائی کرتے ہیں جنہوں نے جان بچانے والی ادویات کی بلا تعطل فراہمی کو یقینی بنانے کے لئے کام کیا ہے۔ ہم اپنے قابل قدر شیئر ہولڈرز، کسٹمرز، ڈسٹریبیوٹرز، سپلائرز، مالیاتی اداروں اور ریگولیٹری اتھارٹیز سے ملنے والی معاونت اور تعاون کا بھی اعتراف کرتے ہیں۔

اللہ سبحانہ وتعالیٰ کے مسلسل فضل و کرم پر تمام تر تعریفات اور تشکر اسی کے لیے ہے۔

منجانب بورڈ

آصف مصباح
چیف ایگزیکٹو

شیخ پرویز احمد
ڈائریکٹر

کراچی۔
ستمبر 22، 2026ء

GENDER PAY GAP STATEMENT UNDER SECP'S CIRCULAR 10 OF 2024

Following is gender pay gap calculated for the year ended June 30, 2026:

I. Mean Gender Pay Gap: 21.09%

II. Median Gender Pay Gap: -30.00%

The above percentages reflect the gender pay gap of relevant male versus female employees across the organization.

Chief Executive Officer

Date: September 04, 2026

KEY OPERATING AND FINANCIAL DATA

	Unit	2026	2025	2024	2023	2022	2021
Summary of Statement of Financial Position							
Non-Current Assets	Rs. M	**3,286**	2,976	2,401	2,414	2,064	1,867
Current Assets	Rs. M	**4,673**	3,593	2,955	2,509	2,374	1,852
Total Assets	Rs. M	**7,959**	6,569	5,356	4,923	4,438	3,719
Total Equity	Rs. M	**4,413**	3,805	3,197	2,871	2,575	1,350
Non-Current Liabilities	Rs. M	**1,000**	894	607	625	474	812
Current Liabilities	Rs. M	**2,546**	1,870	1,552	1,427	1,389	1,557
Total Liabilities	Rs. M	**3,546**	2,764	2,159	2,052	1,863	2,369
Total Equity and Liabilities	Rs. M	**7,959**	6,569	5,356	4,923	4,438	3,719
Summary of Profit or Loss							
Turnover - net	Rs. M	**11,732**	9,914	7,535	6,680	5,311	5,142
Gross profit	Rs. M	**5,660**	4,458	3,182	2,785	2,374	2,115
Operating profit	Rs. M	**1,382**	1,234	713	618	528	460
Profit before taxation	Rs. M	**1,251**	1,132	612	557	490	331
Taxation	Rs. M	**553**	395	185	164	172	74
Net profit	Rs. M	**698**	738	427	393	318	257
Ratios							
Profitability Ratios							
Gross profit to turnover	%	**48.24**	44.97	42.22	41.69	44.70	41.13
Operating profit to turnover	%	**11.78**	12.45	9.46	9.25	9.94	8.95
Profit before tax to turnover	%	**10.66**	11.42	8.12	8.34	9.23	6.44
Net profit to turnover	%	**5.95**	7.44	5.67	5.88	5.99	5.01
Return on equity before tax	%	**28.35**	29.75	19.15	19.40	19.03	24.52
Return on equity after tax	%	**15.82**	19.39	13.36	13.69	12.35	19.06
Return on capital employed	%	**25.53**	26.26	18.74	17.68	17.32	21.29
Return on assets	%	**8.77**	11.23	7.97	7.98	7.17	6.92
Market Ratios							
Market price per share at year end	Rs.	**273.97**	500.72	94.00	97.04	125.00	161.38
Market capitalization	Rs. M	**12,551**	22,938	4,306	4,445	5,726	6,317
Price earning ratio	Rs.	**17.98**	31.08	10.07	11.31	17.39	24.54
Break up value / share	Rs.	**96.33**	83.06	69.79	62.66	56.22	34.46
Basic / diluted earnings per share	Rs.	**15.24**	16.11	9.32	8.58	7.19	6.57
Dividend payout ratio	%	**-**	23.59	24.13	12.59	46.23	64.58
Dividend cover ratio	Times	**-**	4.24	4.14	7.94	2.16	1.55
Liquidity Ratios							
Current ratio	Times	**1.84**	1.92	1.90	1.76	1.71	1.19
Quick / acid test ratio	Times	**0.63**	0.51	0.56	0.44	0.72	0.49

* Based on proposed dividend

PATTERN OF SHAREHOLDING
AS AT JUNE 30, 2026

Number of Certificate Holders	Certificate Holding From		To	Certificate Held
1930	1	-	100	59,208
1056	101	-	500	295,193
410	501	-	1000	322,448
461	1001	-	5000	981,776
43	5001	-	10000	295,996
10	10001	-	15000	120,524
5	15001	-	20000	91,483
3	20001	-	25000	64,313
2	25001	-	30000	54,500
1	35001	-	40000	36,572
2	40001	-	45000	83,002
1	45001	-	50000	50,000
1	50001	-	55000	53,061
1	65001	-	70000	68,900
1	70001	-	75000	71,000
1	90001	-	95000	94,590
2	95001	-	100000	200,000
2	275001	-	280000	556,400
4	300001	-	305000	1,218,360
1	420001	-	425000	424,061
1	605001	-	610000	609,180
2	2055001	-	2060000	4,116,339
1	6430001	-	6435000	6,430,868
1	14750001	-	14755000	14,751,686
1	14760001	-	14765000	14,761,558
3943				**45,811,018**

Shareholder's Category	Number of Shareholders	Number of Shares Held	Percentage
Individuals	3,920	33,157,229	72.38
Joint Stock Companies	17	12,635,379	27.58
Investment Companies	1	1,825	0.00
Modarabas	1	30	0.00
Others	4	16,555	0.04
	3,943	**45,811,018**	**100.00**

Categories Shareholders as on June 30, 2026

S. No.	Categories Shareholders	Shareholders	Shares Held	Total
1	**Directors, Chief Executive office and their spouse(s) and minor children**	**9**		**29,818,350**
	Asif Misbah		14,761,558	
	Swaleh Misbah Khan		14,751,686	
	Sheikh Perwez Ahmed		500	
	Masarrat Misbah		304,591	
	Jawwad Ahmed Farid		1	
	Sheikh Muhammed Waseem		1	
	Sheikh Abdus Sami		1	
	Amanullah Kassim		1	
	Muhammad Ather Sultan		11	
2	**Associated Companies, Undertakings and related parties**	**NIL**		
3	**Executives**	**1**		**5,783**
4	**Modarabas and Mutual Funds**	**1**		**30**
5	**NIT and ICP**	**1**		**1,825**
	Investment Corporation of Paksitan		1,825	
6	**Banks, Development Finance Institutions, Non-Banking Finance Companies, Insurance Companies, Takaful and Pension Funds**	**17**		**12,635,379**
7	**Others**	**4**		**16,555**
8	**General Public**	**3,910**		**3,333,096**
	Total	**3,943**		**45,811,018**

Shareholders Holding 10% or More in the Company

	Number of Shares	%
Mr. Asif Misbah	14,761,558	32.22
Mr. Swaleh Misbah Khan	14,751,686	32.20
Saas Enterprises (Pvt.) Limited	6,430,868	14.04

DUPONT ANALYSIS
FOR THE YEAR ENDED JUNE 30, 2026

Rs. M

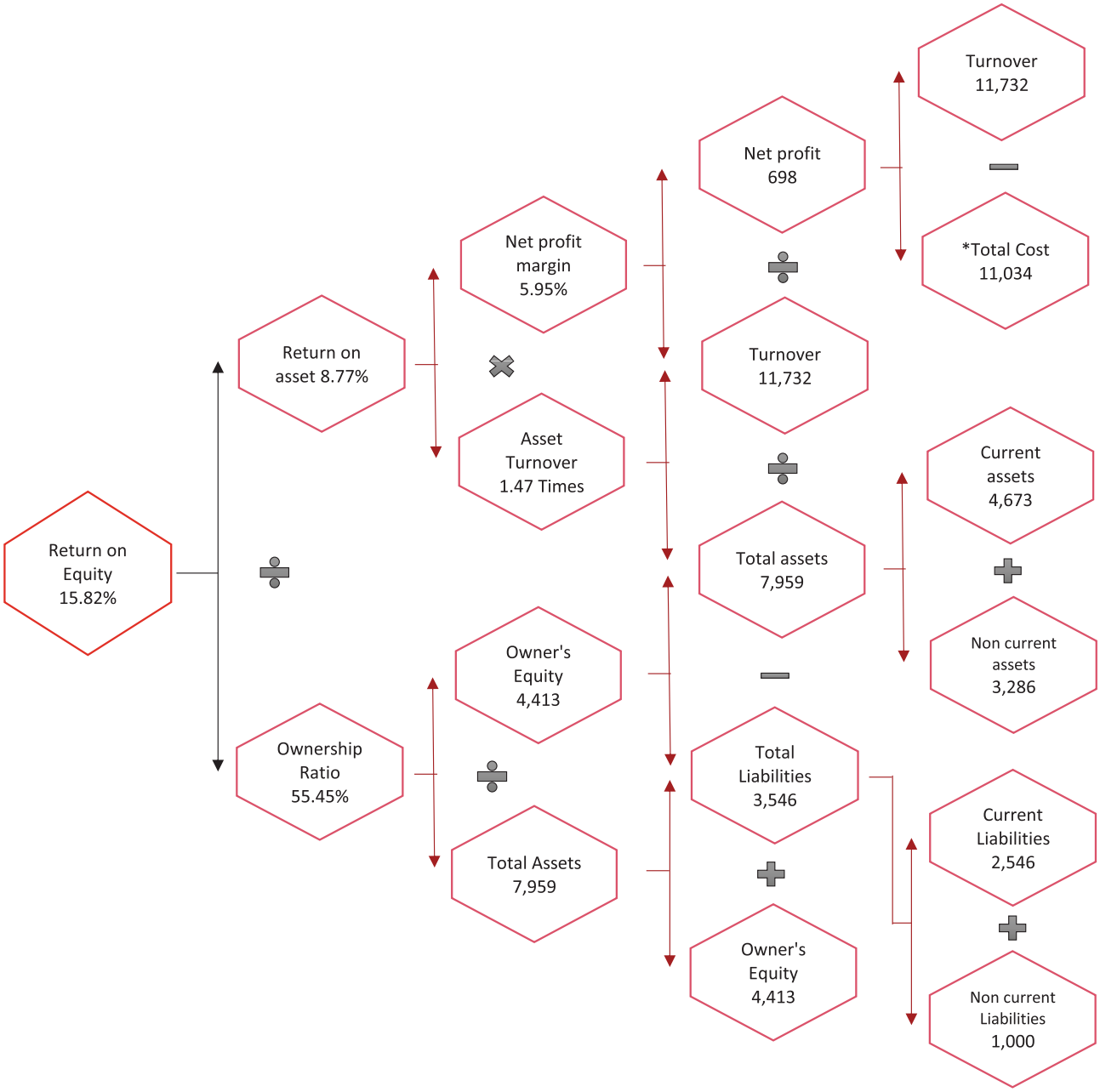

*Total Cost includes COGS, Selling, Admin, Other Expenses (less other income), Financial Charges and Taxation

STATEMENT OF VALUE ADDITION AND ITS DISTRIBUTION

	2026 (Rupees in '000)	%	2025 (Rupees in '000)	%
VALUE ADDITION				
Turnover - net	**11,731,856**	**99.6%**	9,914,318	99.3%
Other operating income	**42,639**	**0.4%**	73,702	0.7%
	11,774,495	**100.0%**	9,988,020	100.0%
VALUE DISTRIBUTION				
Materials and services	**5,001,698**	**42.5%**	4,574,883	45.8%
Government taxes and duties	**592,592**	**5.0%**	430,247	4.3%
Employees remuneration, benefits & others	**3,254,210**	**27.6%**	2,496,193	25.0%
Operating and other costs	**2,049,883**	**17.4%**	1,593,811	16.0%
Financial charges	**130,083**	**1.1%**	102,345	1.0%
Donation	**47,775**	**0.4%**	53,007	0.5%
Dividends	**91,622**	**0.8%**	128,271	1.3%
Retained within the business	**606,632**	**5.2%**	609,263	6.1%
	11,774,495	**100%**	9,988,020	100%

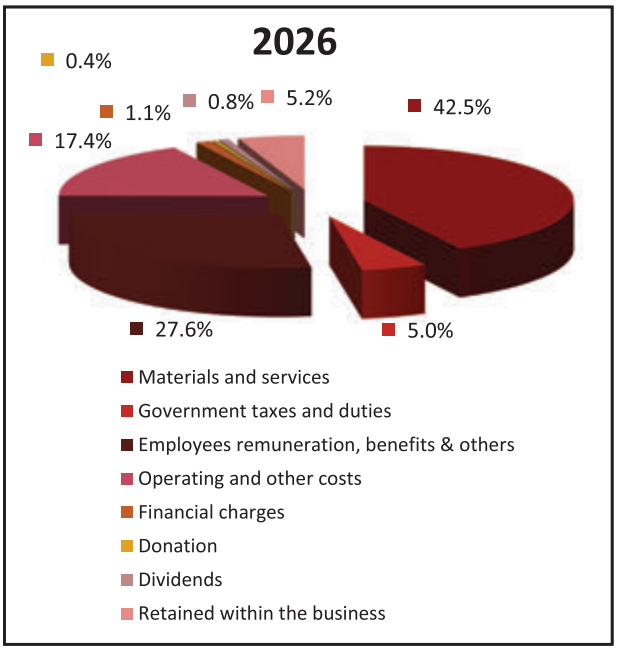

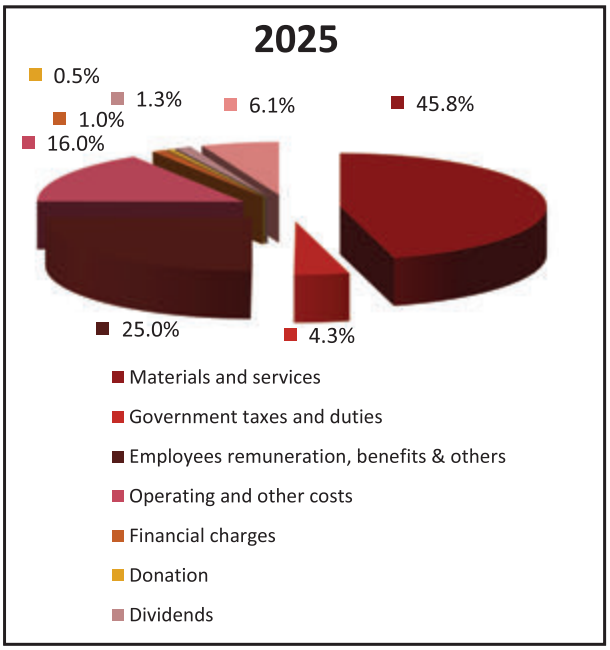

PROFILE OF SHARIAH ADVISOR OF THE COMPANY

Mufti Muhammad Najeeb Khan holds a degree of specialization in Islamic Jurisprudence/Islamic Finance "Takhassus" from Jamia Darul Uloom Karachi under supervision of Justice Retd. Mufti Taqi Usmani which is equivalent to PHD.

Mufti Muhammad Najeeb Khan have rendered services to many local and multinational organizations especially in Islamic Banking and Finance, Islamic Assets & Fund Management, Islamic Financial Product Development, Halal Food Area, Slaughtering Rules. He was honored with an award for leading Shariah Advisor in 2015 from Mr. Mamnoon Hussain, President of Pakistan. He also has an extensive experience of management, teaching and training extending over a period of more than 20 years.

Mufti Muhammad Najeeb Khan is serving in the field of Halal Foods. He is a Chairman of Shariah Board of Halal Awareness and Research Council (HARC) and Member of Sindh Food Authority Technical Committee. He also worked as member of Pakistan Standards and Quality Control Authority (PSQCA) and Vice Chariman of Technical Committee on Halal Pharma Standards of PSQCA.

Mufti Muhammad Najeeb Khan
Bunglow No. 112/1 25th Street Khayaba-e-Khalid
Phase VIII DHA, Karachi.
+92-321-2026665
mnajeebkhan@hotmail.com

Muawin The Facilitator

SHARIAH REVIEW REPORT

For the year ended June 30, 2026

With the grace of Allah, I have been appointed as Shariah Advisor of **Macter International Limited** under the provisions of Shariah Governance Regulations, 2023 (Regulations). Under the Regulations my role includes:

- Introduction of a mechanism which will strengthen Shariah compliance in letter and spirit and ensure that the systems, procedures and policies adopted are in line with the Shariah principles.
- Ensure that the inflows and outflows of financial resources are free from: Riba (interest, usury or any other form), Qimar (Gambling), Gharar (Uncertainty) and other vices prohibited by Shariah.
- Advise on regular basis that the business, transactions and investments made are in accordance with the principles of Shariah.
- Make recommendations for potential improvements and the formulation of policies in line with Shariah principles.

Issuance of Shariah Compliance Certificate:

I have performed Shariah screening of **Macter International Limited** on the basis of its Financial Statements of June 30, 2026 (un-audited) using the criteria mentioned in the Chapter IV (b) of Shariah Governance Regulations, 2023.

Alhamdulillah, I found **Macter International Limited** as Shariah Compliant as per the said screening criteria and hence I have issued a Shariah Compliance Certificate in favor of MACTER INTERNATIONAL LIMITED.

Review of Operations and my Opinion:

During the period, I reviewed the operations and business activities of **Macter International Limited** with respect to Shariah compliance. For that purpose, I met with the relevant officials of **Macter International Limited**. Accordingly, it has been agreed with management that all legal documents and policies would be executed and implemented in **Macter International Limited** after approval from Shariah Advisor. The Company is carrying on its operations, business affairs and activities according to the principles of Shariah.

Mufti Muhammad Najeeb Khan
Bunglow No. 112/1 25th Street Khayaba-e-Khalid
Phase VIII DHA, Karachi.
+92-321-2026665
mnajeebkhan@hotmail.com

Muawin The Facilitator

The company has taken steps to ensure that its pharmaceuticals ingredients used in manufacturing health care products are from Halal sources and has taken Halal certificate for its majority products from an accredited Halal certification body.

I have conducted the Shariah review of **Macter International Limited** for the financial year ended on June 30, 2026 in accordance with the provisions of Shariah Governance Regulations, 2023 and in my opinion:

- The transactions, the documentations and the procedures adopted have been in accordance with principles of Shariah;
- The business affairs have been carried out in accordance with rules and principles of Shariah;
- No Shariah non-compliant income has been earned by the Company, during the year. Therefore, no purification of income was required during the year

Conclusion:

Based on the Review of Company's operations, transactions, related documentation, processes, policies, legal agreements and management's representation, in my opinion, the affairs of **Macter International Limited** have been carried out in accordance with the rules and principles of Shariah, and therefore, I am of the view that **Macter International Limited** is a Shariah Compliant Company.

In the end; I pray to Allah Almighty to grant us success and help us at every step, keep us away from every hindrance and difficulty, and give financial success to **Macter International Limited**.

Muhammad Najeeb Khan

Karachi
August 17, 2026

pwc A·F·FERGUSON&Co.

INDEPENDENT ASSURANCE REPORT ON COMPLIANCE WITH THE SHARIAH GOVERNANCE REGULATIONS, 2023

To the Board of Directors of Macter International Limited

1. **Introduction**

We have undertaken a reasonable assurance engagement that the Securities and Exchange Commission of Pakistan (SECP) has required in terms of its Shariah Governance Regulations, 2023 (the Regulations) — External Shariah Audit of Macter International Limited (the Company) for assessing compliance of the Company's financial arrangements, contracts, and transactions having Shariah implications with Shariah principles for the year ended June 30, 2026. This engagement was conducted by a multidisciplinary team including assurance practitioners and independent Shariah scholar.

2. **Applicable Criteria**

The criteria for the assurance engagement, against which the underlying subject matter (financial arrangements, contracts, and transactions having Shariah implications for the year ended June 30, 2026) is assessed, comprise of the Shariah principles and rules, as defined in the Regulations and reproduced as under:

i. Legal and regulatory framework administered by the Commission;

ii. Shariah standards issued by the Accounting and Auditing Organization for Islamic Financial Institutions (AAOIFI), as notified by Commission;

iii. Islamic Financial Accounting Standards, developed by the Institute of Chartered Accountants of Pakistan, as notified by the Commission;

iv. Guidance and recommendations of the Shariah advisory committee, as notified by Commission; and

v. Approvals, rulings or pronouncements of the Shariah supervisory board or the Shariah advisor of the Islamic financial institution, in line with (i) to (iv) above;

3. **Management's Responsibility for Shariah Compliance**

Management is responsible to ensure that the financial arrangements, contracts and transactions having Shariah implications, entered into by the Company with its customers, other financial institutions and stakeholders and related policies and procedures are, in substance and in their legal form, in compliance with the requirements of Shariah rules and principles. The management is also responsible for design, implementation and maintenance of appropriate internal control procedures with respect to such compliance and maintenance of relevant accounting records.

4. **Our Independence and Quality Control**

We have complied with the independence and other ethical requirements of the Code of Ethics for Chartered Accountants issued by the Institute of Chartered Accountants of Pakistan, which is founded on fundamental principles of integrity, objectivity, professional competence and due care, confidentiality and professional behavior.

A. F. FERGUSON & CO., Chartered Accountants, a member firm of the PwC network, State Life Building No. 1-C, I. I. Chundrigar Road, P.O. Box 4716, Karachi-74000, Pakistan
Tel: +92 (21) 32426682-6/32426711-5; Fax: +92 (21) 32415007

pwc A·F·FERGUSON&Co.

The firm applies International Standard on Quality Management 1 "Quality Management for firms that perform Audits or Reviews of Financial Statements, or Other Assurance or Related Services Engagements", which requires the firm to design, implement and operate a system of quality management including policies or procedures regarding compliance with ethical requirements, professional standards and applicable legal and regulatory requirements.

5. Our responsibility and summary of the work performed

Our responsibility in connection with this engagement is to express an opinion on compliance of the Company's financial arrangements, contracts, and transactions having Shariah implications with Shariah principles, in all material respects, for the year ended June 30, 2026 based on the evidence we have obtained. We conducted our reasonable assurance engagement in accordance with International Standard on Assurance Engagements 3000, 'Assurance Engagements other than audits or reviews of historical financial statements', issued by the International Auditing and Assurance Standards Board. That standard requires that we plan and perform this engagement to obtain reasonable assurance about whether the compliance of the Company's financial arrangements, contracts, and transactions having Shariah implications with Shariah principles is free from material misstatement.

The procedures selected by us for the engagement depended on our judgement, including the assessment of the risks of material non-compliance with the Shariah principles. In making those risk assessments, we considered and tested the internal control relevant to the Company's compliance with the Shariah principles in order to design procedures that are appropriate in the circumstances, but not for the purpose of expressing an opinion on the effectiveness of the Company's internal control. We have designed and performed necessary verification procedures on various financial arrangements, contracts and transactions having Shariah implications and related policies and procedures based on judgmental and systematic samples with regard to the compliance of Shariah principles (criteria specified in para 2 above).

We believe that the evidence we have obtained through performing our procedures were sufficient and appropriate to provide a basis for our opinion.

6. Conclusion

Based on our reasonable assurance engagement, we report that in our opinion, the Company's financial arrangements, contracts and transactions for the year ended June 30, 2026 are in compliance with the Shariah principles (criteria specified in the paragraph 2 above), in all material respects.

A. F. Ferguson & Co.
Chartered Accountants
Karachi

Date: October 6, 2026

Name of Engagement Partner: Azhar Hussain

Page 2 of 2

Statement of Compliance with Listed Companies (Code of Corporate Governance) Regulations, 2019

Name of Company : MACTER INTERNATIONAL LIMITED
Year ending : JUNE 30, 2026

The Company has complied with the requirements of the Regulations in the following manner:

1. The total number of directors is 09 as per the following:
   a. Male : 08
   b. Female : 01

2. The composition of the Board is as follows:

Category	Names
Independent Directors	Mr. Amanullah Kassim Shaikh Abdus Sami Mr. Jawwad Ahmed Farid
Non-executive Director	Sheikh Muhammed Waseem Mr. Muhammad Ather Sultan Sheikh Perwez Ahmed
Executive Directors	Mr. Asif Misbah Mr. Swaleh Misbah Khan
Female Non-Executive Director	Ms. Masarrat Misbah

3. The directors have confirmed that none of them is serving as a director on more than seven listed companies, including this Company.

4. The Company has prepared a Code of Conduct and has ensured that appropriate steps have been taken to disseminate it throughout the Company along with its supporting policies and procedures.

5. The board has developed a vision/mission statement, overall corporate strategy and significant policies of the Company. The Board has ensured that complete record of particulars of significant policies along with their date of approval or updating is maintained by the Company.

6. All the powers of the Board have been duly exercised and decisions on relevant matters have been taken by the Board / shareholders as empowered by the relevant provisions of the Act and these Regulations.

7. The meetings of the Board were presided over by the Chairman and, in his absence, by a director elected by the Board for this purpose. The Board has complied with the requirements of Act and the Regulations with respect to frequency, recording and circulating minutes of meeting of the Board.

8. The Board has a formal policy and transparent procedures for remuneration of directors in accordance with the Act and these Regulations.

9. Six directors are certified under the SECP approved Directors' Training Programs as at June 30, 2026.

10. The board has approved appointment of chief financial officer, company secretary and head of internal audit, including their remuneration and terms and conditions of employment and complied with relevant requirements of the Regulations.

11. Chief financial officer and chief executive officer duly endorsed the financial statements before approval of the Board.

12. The board has formed committees comprising of members given below:

BOARD AUDIT COMMITTEE

S. No.	Name	Category	Position
1	Shaikh Abdus Sami	Independent Non-Executive	Chairman
2	Sheikh Muhammed Waseem	Non-Executive	Member
3	Muhammad Ather Sultan	Non-Executive	Member

BOARD HUMAN RESOURCE AND REMUNERATION COMMITTEE

S. No.	Name	Category	Position
1	Mr. Jawwad Ahmed Farid	Independent Non-Executive	Chairman
2	Mr. Muhammad Ather Sultan	Non-Executive	Member
3	Mr. Asif Misbah	Executive	Member

13. The terms of reference of the aforesaid committees have been formed, documented and advised to the committee for compliance.

14. The frequency of meetings (quarterly/half yearly/ yearly) of the committee were as per following:

a.	Audit Committee	Quarterly
b.	HR and Remuneration Committee	Yearly

15. The board has outsourced the internal audit function to KPMG TASEER HADI & CO, CHARTERED ACCOUNTANTS who are considered suitably qualified and experienced for the purpose and are conversant with the policies and procedures of the Company.

16. The statutory auditors of the Company have confirmed that they have been given a satisfactory rating under the Quality Control Review program of the Institute of Chartered Accountants of Pakistan and registered with Audit Oversight Board of Pakistan, that they and all their partners are in compliance with International Federation of Accountants (IFAC) guidelines on code of ethics as adopted by the Institute of Chartered Accountants of Pakistan and that they and the partners of the firm involved in the audit are not a close relative (spouse, parent, dependent and non-dependent children) of the chief executive officer, chief financial officer, head of internal audit, company secretary or director of the Company.

17. The statutory auditors or the persons associated with them have not been appointed to provide other services except in accordance with the Act, these regulations or any other regulatory requirement and the auditors have confirmed that they have observed IFAC guidelines in this regard.

18. We confirm that all requirements of regulations 3, 6, 7, 8, 27, 32, 33 and 36 of the Regulations have been complied with.

19. Explanations pertaining to the regulations other than 3, 6, 7, 8, 27, 32, 33 and 36 are below:

S.No	Requirement	Explanation	Reg. No.
i	The Board may constitute a separate committee designated as the nomination committee, of such number and class of directors, as it may deem appropriate in its circumstances.	The responsibilities as prescribed for the Nomination Committee are being taken care of at the Board level as and when needed. The Board considers that this arrangement is appropriate and does not adversely affect the effective discharge of its responsibilities.	29
ii	The Board may constitute the risk management committee, of such number and class of directors, as it may deem appropriate in its circumstances to carry out a review of effectiveness of risk management procedures and present a report to the Board.	The functions of the Risk Management Committee are currently performed by the Board Audit Committee and are included in its terms of reference. The Board considers this arrangement appropriate in view of existing governance framework.	30
iii	The Company may post key elements of its significant policies, brief synopsis of terms of reference of the Board's committees on its website and key elements of the directors' remuneration policy including but not limited to, 1. Communication and disclosure policy; 2. Code of conduct for members of board of directors, senior management and other employees; 3. Risk management policy; 4. Internal control policy; 5. Whistle blowing policy; 6. Corporate social responsibilities/ sustainability/environmental, social and governance related policy; 7. Policies for promoting DE&I and protection against harassment at the workplace.	The Company has disclosed on its website key elements of significant policies and other governance-related information considered relevant for stakeholders. The Company continues to review and enhance its website disclosures, as appropriate, in accordance with the applicable regulatory framework.	35
iv	All Directors have obtained Director Training Program certification by June 30, 2022.	As at 30 June 2026, six out of nine Directors had obtained Directors' Training Program certification. The Company continues to facilitate the remaining Directors in obtaining the prescribed certification, where applicable.	19
v	Role of the Board and its members to address sustainability risk and opportunities. The Board is responsible for setting the Company's sustainability strategies, priorities, and targets to create long term corporate value. The Board may establish a dedicated sustainability committee.	The Board retains overall responsibility for the governance and oversight of sustainability risks and opportunities, including ESG and DE&I considerations. The Company has established a management-level Sustainability Committee to support the Board and management in implementing and monitoring sustainability-related initiatives and integrating relevant ESG considerations into the Company's operations. The Committee reports to the Managing Director and Deputy Managing Director, while sustainability-related matters remain subject to oversight and review by the Board.	10 A (5)

Amanullah Kassim
Chairman
Karachi : September 22, 2026

pwc A·F·FERGUSON&Co.

INDEPENDENT AUDITOR'S REVIEW REPORT

To the members of Macter International Limited

Review Report on the Statement of Compliance contained in Listed Companies (Code of Corporate Governance) Regulations, 2019

We have reviewed the enclosed Statement of Compliance with the Listed Companies (Code of Corporate Governance) Regulations, 2019 (the Regulations) prepared by the Board of Directors of Macter International Limited (the Company) for the year ended June 30, 2026 in accordance with the requirements of regulation 36 of the Regulations.

The responsibility for compliance with the Regulations is that of the Board of Directors of the Company. Our responsibility is to review whether the Statement of Compliance reflects the status of Company's compliance with the provisions of the Regulations and report if it does not and to highlight any non-compliance with the requirements of the Regulations. A review is limited primarily to inquiries of the Company's personnel and review of various documents prepared by the Company to comply with the Regulations.

As a part of our audit of the financial statements we are required to obtain an understanding of the accounting and internal control systems sufficient to plan the audit and develop an effective audit approach. We are not required to consider whether the Board of Directors' statement on internal control covers all risks and controls or to form an opinion on the effectiveness of such internal controls, the Company's corporate governance procedures and risks.

The Regulations require the Company to place before the Audit Committee, and upon recommendation of the Audit Committee, place before the Board of Directors for their review and approval, its related party transactions. We are only required and have ensured compliance of this requirement to the extent of the approval of the related party transactions by the Board of Directors upon recommendation of the Audit Committee.

Based on our review, nothing has come to our attention which causes us to believe that the Statement of Compliance does not appropriately reflect the Company's compliance, in all material respects, with the requirements contained in the Regulations as applicable to the Company for the year ended June 30, 2026.

A. F. Ferguson & Co.
Chartered Accountants
Karachi

Date: October 6, 2026

UDIN: CR202610290d4T9UrYyz

A. F. FERGUSON & CO., Chartered Accountants, a member firm of the PwC network, State Life Building No. 1-C, I. I. Chundrigar Road, P.O. Box 4716, Karachi-74000, Pakistan
Tel: +92 (21) 32426682-6/32426711-5; Fax: +92 (21) 32415007

www.pwc.com/pk

• KARACHI • LAHORE • ISLAMABAD

UNCONSOLIDATED FINANCIAL STATEMENTS

FOR THE YEAR ENDED JUNE 30, 2026

pwc A·F·FERGUSON & Co.

INDEPENDENT AUDITOR'S REPORT

To the members of Macter International Limited

Report on the Audit of the Unconsolidated Financial Statements

Opinion

We have audited the annexed unconsolidated financial statements of Macter International Limited (the Company), which comprise the unconsolidated statement of financial position as at June 30, 2026, and the unconsolidated statement of profit or loss, the unconsolidated statement of comprehensive income, the unconsolidated statement of changes in equity, the unconsolidated statement of cash flows for the year then ended, and notes to the unconsolidated financial statements, including material accounting policy information and other explanatory information, and we state that we have obtained all the information and explanations which, to the best of our knowledge and belief, were necessary for the purposes of the audit.

In our opinion and to the best of our information and according to the explanations given to us, the unconsolidated statement of financial position, unconsolidated statement of profit or loss, the unconsolidated statement of comprehensive income, the unconsolidated statement of changes in equity and the unconsolidated statement of cash flows together with the notes forming part thereof conform with the accounting and reporting standards as applicable in Pakistan and give the information required by the Companies Act, 2017 (XIX of 2017), in the manner so required and respectively give a true and fair view of the state of the Company's affairs as at June 30, 2026 and of the profit and other comprehensive income, the changes in equity and its cash flows for the year then ended.

Basis for Opinion

We conducted our audit in accordance with International Standards on Auditing (ISAs) as applicable in Pakistan. Our responsibilities under those standards are further described in the Auditor's Responsibilities for the Audit of the Unconsolidated Financial Statements section of our report. We are independent of the Company in accordance with the International Ethics Standards Board for Accountants' Code of Ethics for Professional Accountants as adopted by the Institute of Chartered Accountants of Pakistan (the Code) and we have fulfilled our other ethical responsibilities in accordance with the Code. We believe that the audit evidence we have obtained is sufficient and appropriate to provide a basis for our opinion.

Key Audit Matters

Key audit matters are those matters that, in our professional judgment, were of most significance in our audit of the unconsolidated financial statements of the current period. These matters were addressed in the context of our audit of the unconsolidated financial statements as a whole, and in forming our opinion thereon, and we do not provide a separate opinion on these matters.

A. F. FERGUSON & CO., Chartered Accountants, a member firm of the PwC network, State Life Building No. 1-C, I. I. Chundrigar Road, P.O. Box 4716, Karachi-74000, Pakistan
Tel: +92 (21) 32426682-6/32426711-5; Fax: +92 (21) 32415007

pwc A·F·FERGUSON&Co.

Following are the Key audit matters:

S.No.	Key audit matters	How the matter was addressed in our audit
(i)	**Revenue from contracts with customers** ***(Refer notes 3.19 & 25 to the unconsolidated financial statements)*** The Company's revenue is generated from sales of pharmaceutical products. The Company recognised revenue of Rs. 11.73 billion from the sale of goods to domestic as well as export customers during the year ended June 30, 2026. As part of our overall response to the audit risks when identifying and assessing the risks in revenue recognition, we considered that there is an inherent risk that revenue may be overstated as it is a key performance measure, which could create an incentive or pressure on the Company's management to meet targets. Further, we have focused our audit activities over the revenue recognised near to year end as there was a high risk that the revenue may be recorded before the control of goods is transferred to the customer and in an incorrect accounting period. Moreover, revenue recognition includes determination of sales prices in accordance with the regulated price regime of the Government. Based on the above and considering growth in revenue during the year, we considered this as a key audit matter.	Our audit procedures included the following: • obtained an understanding of the Company's process with respect to revenue recognition and tested design and operating effectiveness of controls relevant to such process; • obtained an understanding of pricing mechanism of Drug Regulatory Authority of Pakistan (DRAP) and tested, on sample basis, selling prices of regulated pharmaceutical products; • inspected contracts with customers on a sample basis to obtain an understanding of contract terms particularly relating to timing of transfer of control of goods and assessed the appropriateness of the Company's accounting policies for recognition of revenue with reference to the requirements of the prevailing accounting standards; • performed substantive audit procedures over revenue transactions along with the examination of related supporting documents, on sample basis; • performed cut-off procedures by agreeing sample of revenue transactions occurred on and around the year end to the evidence of deliveries; and • assessed the adequacy of related disclosures in accordance with the applicable financial reporting framework.

pwc A·F·FERGUSON&Co.

S.No.	Key audit matters	How the matter was addressed in our audit
(ii)	**Impairment assessment of investment in subsidiary** ***(Refer notes 3.12.2 & 6 to the unconsolidated financial statements)*** As per the requirements of accounting and reporting standards, management assessed whether there is any indication that investment in subsidiary may be impaired. In view of impairment indicators, management performed an impairment assessment to estimate the recoverable amount of the Company's investment in subsidiary [Misbah Cosmetics (Private) Limited]. The assessment involved estimation of future cash flows of the subsidiary and determination of recoverable amount using a number of assumptions and estimates. As impairment assessment requires management to make projections of cashflows, use judgement and estimates, we considered this a key audit matter.	Our audit procedures included the following: • considered indicators requiring management to carry out impairment assessment; • obtained understanding of the management's process of impairment assessment, including methodology and key assumptions used to estimate recoverable amount of investment in subsidiary; • evaluated the reasonableness of key assumptions and estimates used by management to prepare cash flow projections and determine the recoverable amount. For this purpose, we engaged our internal specialists, where required; • Tested mathematical accuracy of underlying calculations; • Performed sensitivity analysis on key assumptions used to determine the recoverable amount; and • assessed the adequacy of the related disclosures made in the unconsolidated financial statements in accordance with the applicable accounting and financial reporting framework.

pwc A·F·FERGUSON & Co.

Information Other than the Unconsolidated and Consolidated Financial Statements and Auditor's Report Thereon

Management is responsible for the other information. The other information comprises the information included in the annual report but does not include the unconsolidated and consolidated financial statements and our auditor's reports thereon.

Our opinion on the unconsolidated financial statements does not cover the other information and we do not express any form of assurance conclusion thereon.

In connection with our audit of the unconsolidated financial statements, our responsibility is to read the other information and, in doing so, consider whether the other information is materially inconsistent with the unconsolidated financial statements, or our knowledge obtained in the audit or otherwise appears to be materially misstated. If, based on the work we have performed, we conclude that there is a material misstatement of this other information, we are required to report that fact. We have nothing to report in this regard.

Responsibilities of Management and Board of Directors for the Unconsolidated Financial Statements

Management is responsible for the preparation and fair presentation of the unconsolidated financial statements in accordance with the accounting and reporting standards as applicable in Pakistan and the requirements of Companies Act, 2017 (XIX of 2017) and for such internal control as management determines is necessary to enable the preparation of unconsolidated financial statements that are free from material misstatement, whether due to fraud or error.

In preparing the unconsolidated financial statements, management is responsible for assessing the Company's ability to continue as a going concern, disclosing, as applicable, matters related to going concern and using the going concern basis of accounting unless management either intends to liquidate the Company or to cease operations, or has no realistic alternative but to do so.

Board of directors are responsible for overseeing the Company's financial reporting process.

Auditor's Responsibilities for the Audit of the Unconsolidated Financial Statements

Our objectives are to obtain reasonable assurance about whether the unconsolidated financial statements as a whole are free from material misstatement, whether due to fraud or error, and to issue an auditor's report that includes our opinion. Reasonable assurance is a high level of assurance but is not a guarantee that an audit conducted in accordance with ISAs as applicable in Pakistan will always detect a material misstatement when it exists. Misstatements can arise from fraud or error and are considered material if, individually or in the aggregate, they could reasonably be expected to influence the economic decisions of users taken on the basis of these unconsolidated financial statements.

As part of an audit in accordance with ISAs as applicable in Pakistan, we exercise professional judgment and maintain professional skepticism throughout the audit. We also:

- Identify and assess the risks of material misstatement of the unconsolidated financial statements, whether due to fraud or error, design and perform audit procedures responsive to those risks, and obtain audit evidence that is sufficient and appropriate to provide a basis for our opinion. The risk of not detecting a material misstatement resulting from fraud is higher than for one resulting from error, as fraud may involve collusion, forgery, intentional omissions, misrepresentations, or the override of internal control.

- Obtain an understanding of internal control relevant to the audit in order to design audit procedures that are appropriate in the circumstances, but not for the purpose of expressing an opinion on the effectiveness of the Company's internal control.

- Evaluate the appropriateness of accounting policies used and the reasonableness of accounting estimates and related disclosures made by management.

pwc A·F·FERGUSON&Co.

- Conclude on the appropriateness of management's use of the going concern basis of accounting and, based on the audit evidence obtained, whether a material uncertainty exists related to events or conditions that may cast significant doubt on the Company's ability to continue as a going concern. If we conclude that a material uncertainty exists, we are required to draw attention in our auditor's report to the related disclosures in the unconsolidated financial statements or, if such disclosures are inadequate, to modify our opinion. Our conclusions are based on the audit evidence obtained up to the date of our auditor's report. However, future events or conditions may cause the Company to cease to continue as a going concern.

- Evaluate the overall presentation, structure and content of the unconsolidated financial statements, including the disclosures, and whether the unconsolidated financial statements represent the underlying transactions and events in a manner that achieves fair presentation.

We communicate with the board of directors regarding, among other matters, the planned scope and timing of the audit and significant audit findings, including any significant deficiencies in internal control that we identify during our audit.

We also provide the board of directors with a statement that we have complied with relevant ethical requirements regarding independence, and to communicate with them all relationships and other matters that may reasonably be thought to bear on our independence, and where applicable, related safeguards.

From the matters communicated with the board of directors, we determine those matters that were of most significance in the audit of the unconsolidated financial statements of the current period and are therefore the key audit matters. We describe these matters in our auditor's report unless law or regulation precludes public disclosure about the matter or when, in extremely rare circumstances, we determine that a matter should not be communicated in our report because the adverse consequences of doing so would reasonably be expected to outweigh the public interest benefits of such communication.

Report on Other Legal and Regulatory Requirements

Based on our audit, we further report that in our opinion:

(a) proper books of account have been kept by the Company as required by the Companies Act, 2017 (XIX of 2017);

(b) the unconsolidated statement of financial position, the unconsolidated statement of profit or loss, the unconsolidated statement of comprehensive income, the unconsolidated statement of changes in equity and the unconsolidated statement of cash flows together with the notes thereon have been drawn up in conformity with the Companies Act, 2017 (XIX of 2017) and are in agreement with the books of account and returns;

(c) investments made, expenditure incurred and guarantees extended during the year were for the purpose of the Company's business; and

(d) zakat deductible at source under the Zakat and Ushr Ordinance, 1980 (XVIII of 1980), was deducted by the company and deposited in the Central Zakat Fund established under section 7 of that Ordinance.

The engagement partner on the audit resulting in this independent auditor's report is Azhar Hussain.

A. F. Ferguson & Co.
Chartered Accountants
Karachi

Date: October 6, 2026

UDIN: AR202610290fOt19SYCj

UNCONSOLIDATED STATEMENT OF FINANCIAL POSITION
AS AT JUNE 30, 2026

	Note	2026	2025
ASSETS		---------- (Rupees in '000) ----------	
NON-CURRENT ASSETS			
Property, plant and equipment	4	**2,964,068**	2,650,686
Intangible assets	5	**1,231**	1,478
Long-term investment	6	**300,000**	300,000
Long-term loans	7	**4,759**	7,327
Long-term deposits	8	**16,483**	16,483
		3,286,541	2,975,974
CURRENT ASSETS			
Stock-in-trade	9	**2,933,244**	2,550,058
Stores and spares		**31,910**	25,051
Trade debts	10	**1,210,761**	401,020
Loans and advances	11	**221,664**	215,280
Trade deposits, prepayments and other receivables	12	**115,430**	65,128
Refunds due from Government - sales tax		**1,073**	-
Taxation - net	13	**43,726**	38,952
Short-term investments	14	**16,838**	16,838
Cash and bank balances	15	**98,288**	280,675
		4,672,934	3,593,002
TOTAL ASSETS		**7,959,475**	6,568,976
EQUITY AND LIABILITIES			
SHARE CAPITAL AND RESERVES			
Authorised share capital			
65,000,000 (2025: 65,000,000) ordinary shares of Rs 10/- each		**650,000**	650,000
Issued, subscribed and paid-up capital	16	**458,111**	458,111
Capital reserve - share premium		**1,225,860**	1,225,860
Revenue reserve - accumulated profit		**2,729,053**	2,121,393
		4,413,024	3,805,364
NON-CURRENT LIABILITIES			
Deferred liabilities	17	**321,631**	293,771
Long-term financing	18	**586,941**	528,500
Lease liabilities	19	**23,620**	48,347
Deferred taxation - net	20	**68,148**	22,691
		1,000,340	893,309
CURRENT LIABILITIES			
Trade and other liabilities	21	**2,026,339**	1,531,054
Short term borrowings	22	**150,866**	-
Current portion of long-term financing	18	**257,800**	196,737
Current portion of lease liabilities	19	**24,727**	40,071
Provision for Gas Infrastructure Development Cess	23	**85,650**	85,650
Sales tax payable		**-**	16,159
Unclaimed dividend		**729**	632
		2,546,111	1,870,303
TOTAL LIABILITIES		**3,546,451**	2,763,612
CONTINGENCIES AND COMMITMENTS	24		
TOTAL EQUITY AND LIABILITIES		**7,959,475**	6,568,976

The annexed notes 1 to 42 form an integral part of these unconsolidated financial statements.

CHIEF FINANCIAL OFFICER	CHIEF EXECUTIVE	DIRECTOR

UNCONSOLIDATED STATEMENT OF PROFIT OR LOSS
FOR THE YEAR ENDED JUNE 30, 2026

	Note	2026	2025
		---------- (Rupees in '000) ----------	
Revenue from contracts with customers	25	**11,731,856**	9,914,318
Cost of sales	26	**(6,071,415)**	(5,456,540)
Gross profit		**5,660,441**	4,457,778
Selling and distribution expenses	27	**(3,351,363)**	(2,562,840)
Administrative expenses	28	**(852,084)**	(645,581)
(Charge) / reversal on loss allowance on trade debts and trade deposits	10.2 & 12.1	**(8,070)**	9,561
Other expenses	29	**(110,039)**	(98,154)
Other income	30	**42,639**	73,702
Operating profit		**1,381,524**	1,234,466
Finance cost	31	**(130,083)**	(102,345)
Profit before income tax		**1,251,441**	1,132,121
Income tax	32	**(553,187)**	(394,587)
Profit after taxation		**698,254**	737,534
		---------- (Rupees) ----------	
Earnings per share - basic and diluted	33	**15.24**	16.10

The annexed notes 1 to 42 form an integral part of these unconsolidated financial statements.

CHIEF FINANCIAL OFFICER **CHIEF EXECUTIVE** **DIRECTOR**

UNCONSOLIDATED STATEMENT OF OTHER COMPREHENSIVE INCOME
FOR THE YEAR ENDED JUNE 30, 2026

	Note	2026	2025
		---------- (Rupees in '000) ----------	
Profit after taxation		**698,254**	737,534
Other comprehensive income / (loss):			
Items that will not be reclassified subsequently to profit or loss			
Actuarial gain / (loss) on remeasurement of defined benefit plans	17.1.4	**1,631**	(1,652)
Related deferred tax		**(603)**	644
		1,028	(1,008)
Total comprehensive income for the year		**699,282**	736,526

The annexed notes 1 to 42 form an integral part of these unconsolidated financial statements.

CHIEF FINANCIAL OFFICER **CHIEF EXECUTIVE** **DIRECTOR**

UNCONSOLIDATED STATEMENT OF CHANGES IN EQUITY
FOR THE YEAR ENDED JUNE 30, 2026

	Issued, subscribed and paid-up share capital	Reserves			Total
		Capital reserves	Revenue reserves	Total reserves	
		Share Premium	Accumulated profit		
	(Rupees in '000)				
Balance as at July 01, 2024	458,111	1,225,860	1,513,138	2,738,998	3,197,109
Profit after taxation	-	-	737,534	737,534	737,534
Other comprehensive loss for the year	-	-	(1,008)	(1,008)	(1,008)
Total comprehensive income for the year	-	-	736,526	736,526	736,526
Transactions with the owners					
Final cash dividend @ Rs. 1.00 per share for the year ended June 30, 2024	-	-	(45,811)	(45,811)	(45,811)
Interim cash dividend @ Rs. 1.80 per share for the year ended June 30, 2025	-	-	(82,460)	(82,460)	(82,460)
Balance as at June 30, 2025	458,111	1,225,860	2,121,393	3,347,253	3,805,364
Balance as at July 01, 2025	**458,111**	**1,225,860**	**2,121,393**	**3,347,253**	**3,805,364**
Profit after taxation	**-**	**-**	**698,254**	**698,254**	**698,254**
Other comprehensive income for the year	**-**	**-**	**1,028**	**1,028**	**1,028**
Total comprehensive income for the year	**-**	**-**	**699,282**	**699,282**	**699,282**
Transactions with the owners					
Final cash dividend @ Rs. 2.00 per share for the year ended June 30, 2025	**-**	**-**	**(91,622)**	**(91,622)**	**(91,622)**
Balance as at June 30, 2026	**458,111**	**1,225,860**	**2,729,053**	**3,954,913**	**4,413,024**

The annexed notes 1 to 42 form an integral part of these unconsolidated financial statements.

CHIEF FINANCIAL OFFICER | CHIEF EXECUTIVE | DIRECTOR

UNCONSOLIDATED STATEMENT OF CASH FLOWS
FOR THE YEAR ENDED JUNE 30, 2026

	Note	2026	2025
		---------- (Rupees in '000) ----------	
CASH FLOWS FROM OPERATING ACTIVITIES			
Cash generated from operations	34	**978,134**	1,140,315
Financial charges paid		**(113,383)**	(78,676)
Income tax paid		**(513,107)**	(336,346)
Gratuity paid	17.1.4	**(16,886)**	(8,772)
Long-term loans receipt / (extended)		**2,568**	(5,498)
Long-term deposits paid		**-**	(1,262)
Advance received against motor vehicles		**5,652**	1,751
Net cash generated from operating activities		**342,978**	711,512
CASH FLOWS FROM INVESTING ACTIVITIES			
Additions to property, plant and equipment		**(686,128)**	(869,591)
Proceeds from disposal of operating fixed assets	4.2	**33,498**	68,056
Net cash used in investing activities		**(652,630)**	(801,535)
CASH FLOWS FROM FINANCING ACTIVITIES			
Dividend paid		**(91,525)**	(128,271)
Short term borrowings obtained		**150,866**	-
Long-term financing obtained		**354,303**	574,379
Long term financing repaid		**(234,799)**	(212,314)
Principal portion of lease liabilities paid		**(51,580)**	(47,347)
Net cash generated from financing activities		**127,265**	186,447
Net (decrease) / increase in cash and cash equivalent		**(182,387)**	96,424
Cash and cash equivalents at the beginning of the year		**280,675**	184,251
Cash and cash equivalents at the end of the year	15	**98,288**	280,675

The annexed notes 1 to 42 form an integral part of these unconsolidated financial statements.

CHIEF FINANCIAL OFFICER	CHIEF EXECUTIVE	DIRECTOR

NOTES TO THE UNCONSOLIDATED FINANCIAL STATEMENTS
FOR THE YEAR ENDED JUNE 30, 2026

1. THE COMPANY AND ITS OPERATIONS

1.1 Macter International Limited (the Company) was incorporated in Pakistan in 1992 as a private limited company under the repealed Companies Ordinance, 1984 (now Companies Act, 2017) and was converted into a public limited company in 2011. Effective from August 01, 2017 the Company has been listed on Pakistan Stock Exchange Limited.

1.1.1 The geographical locations and addresses of the Company's business units, including plants are as under:

- The Company's manufacturing plants are located at F-216, S.I.T.E., Karachi and E-40/A, S.I.T.E.; Karachi,

- The Company's commercial offices are located at Bungalow No # 44-H, PECHS Block 6, Karachi and House No # NA-300, New Town, Nawaz Sharif Park, Rawalpindi; and

- The warehouses of the Company are situated at Plot No F-217 & 217-A S.I.T.E., Karachi.

1.2 The principal activity of the Company is to manufacture and market pharmaceutical products. The registered office of the Company is situated at F-216, S.I.T.E., Karachi.

1.3 These unconsolidated financial statements are the separate financial statements of the Company in which investment in subsidiary has been accounted for at cost less accumulated impairment losses, if any.

2. BASIS OF PREPARATION

2.1 Statement of compliance

These unconsolidated financial statements have been prepared in accordance with the accounting and reporting standards as applicable in Pakistan. The accounting and reporting standards applicable in Pakistan comprise of:

- IFRS Accounting Standards issued by the International Accounting Standards Board (IASB) as notified under the Companies Act, 2017; and

- Provisions of, directives and notifications issued under the Companies Act, 2017.

Where provisions of, directives and notifications issued under the Companies Act, 2017 differ from the IFRS Accounting Standards, the provisions of, directives and notifications issued under the Companies Act, 2017, have been followed.

2.2 Functional and presentation currency

These unconsolidated financial statements are presented in Pakistani Rupees which is the Company's functional and presentation currency and figures are rounded off to the nearest thousand of Rupees.

2.3 Changes in accounting standards, interpretations and pronouncements

(a) Amendments to approved accounting and reporting standards that are effective

There are certain amendments to the approved accounting and reporting standards which are mandatory for the Company's annual accounting period which began on July 1, 2025. However, these do not have any significant impact on the Company's financial statements and therefore are not stated in these unconsolidated financial statements.

(b) Standards, amendments and improvements to approved accounting and reporting standards that are not yet effective

There are certain other new standards, amendments and improvements to approved accounting and reporting standards that are mandatory for the Company's accounting periods beginning on or after July 1, 2026 but are not considered to be relevant or will not have any significant effect on the Company's operations and therefore are not detailed in these unconsolidated financial statements, except for the following:

IFRS 18 'Presentation and Disclosure in Financial Statements' (IFRS 18)
(effective for accounting periods beginning on or after January 1, 2027):

A new standard on presentation and disclosure in financial statements, with a focus on updates to the statement of profit or loss is being introduced. The key new concepts introduced in IFRS 18 relate to:

- the structure of the statement of profit or loss;
- required disclosures in the financial statements for certain profit or loss performance measures that are reported outside an entity's financial statements (that is, management-defined performance measures); and
- enhanced principles on aggregation and disaggregation which apply to the primary financial statements and notes in general.

Amendment to IFRS 9 and IFRS 7 - Classification and Measurement of Financial Instruments
(effective for accounting periods beginning on or after January 1, 2026):

These amendments:

- clarify the requirements for the timing of recognition and derecognition of some financial assets and liabilities, with a new exception for some financial liabilities settled through an electronic cash transfer system;
- clarify and add further guidance for assessing whether a financial asset meets the solely payments of principal and interest (SPPI) criterion;
- add new disclosures for certain instruments with contractual terms that can change cashflows (such as some instruments with features linked to the achievement of Environment, Social and Governance (ESG) targets); and
- make updates to the disclosures for equity instruments designated at Fair Value through Other Comprehensive Income (FVOCI).

The management is in process of assessing the impact of above changes.

Other than above, there are standards, amendments and improvements to approved accounting standards that are not yet effective and have not been early adopted by the Company. Such standards and amendments are not expected to have any significant impact on the Company's financial reporting and, therefore, have not been presented in these unconsolidated financial statements.

2.4 Critical accounting judgements, estimates and assumptions

The preparation of the unconsolidated financial statements in conformity with approved accounting standards, as applicable in Pakistan, requires the management to make judgement, estimates and assumptions that affect the application of policies and the reported amounts of revenues, expenses, assets and liabilities and accompanying disclosures.

Uncertainty about these assumptions and estimates could result in outcomes that require a material adjustment to the carrying amount of assets or liabilities affected in future periods. The estimates and associated assumptions are based on historical experience and various other factors that are believed to be reasonable under the circumstances, the results of which form the basis of making judgements about the carrying values of assets and liabilities that are not readily apparent from other sources. Actual results may differ from these estimates.

Estimates, assumptions and judgements are reviewed on an ongoing basis. Revisions to accounting estimates are recognised in the period in which the estimate is revised if the revision affects only that period, or in the period of the revision and future periods if the revision affects both current and future periods.

	Notes
- Useful life of property, plant and equipment	3.1 & 4.1
- Net realisable value of stock in trade	3.5 & 9.1
- Impairment of financial & non-financial assets	3.12, 10.2 & 12.1
- Taxation and deferred taxation	3.23 & 20
- Valuation of employee retirement benefits	3.13 & 17.1
- Lease Liability and Right-of-use assets	3.2, 19 & 4.6
- Contingencies	3.18 & 24
- Assets and liabilities arising from rights of return	3.2 & 21

3. MATERIAL ACCOUNTING POLICY INFORMATION

The material accounting policies applied in the preparation of these unconsolidated financial statements are set out below. These policies have been consistently applied to all the years presented unless otherwise disclosed or specified.

3.1 Property, plant and equipment

Operating fixed assets

These are stated at cost less accumulated depreciation and impairment loss, if any, except for leasehold land which are stated at cost less impairment loss, if any.

Depreciation is charged to the statement of profit or loss applying the reducing balance method at the rates specified in note 4.1 to the unconsolidated financial statements. Depreciation on additions is charged from the month asset is available for use and in case of disposal upto the preceding month of disposal.

Maintenance and repairs are charged to unconsolidated statement of profit or loss as and when incurred. Major renewals and improvements are capitalized when it is probable that respective future economic benefits will flow to the Company and the assets so replaced, if any, are retired.

Gains or losses on disposals of property, plant and equipment, if any, are recognized in unconsolidated statement of profit or loss.

The assets residual values, and useful lives are reviewed and adjusted if appropriate, at each financial year end.

Capital work-in-progress

These are stated at cost less impairment, if any, and represent expenditures incurred and advances made in respect of specific assets during the construction / installation year. These are transferred to relevant operating fixed assets as and when assets are available for use.

3.2 Lease liability and right-of-use assets

The Company, as a lessee, has recognised right-of-use assets representing its right to use the underlying assets and lease liabilities representing its obligations to make lease payments.

At inception of a contract, the Company assesses whether a contract is, or contains a lease if the contract conveys a right to control the use of an identified asset for a period of time in exchange for consideration. The Company mainly leases properties for its operations. The Company recognises a right-of-use asset and lease liability at the lease commencement date. The right-of-use asset is initially measured at cost, and subsequently at cost less any accumulated depreciation and impairment losses if any, and adjusted for certain remeasurements of the lease liability. The right-of-use asset is depreciated using the straight line method over the shorter of the lease term and the asset's useful life. The estimated useful lives of assets are determined on the same basis as that for owned assets. In addition, the right-of-use asset is periodically reduced by impairment losses, if any.

The lease liability is initially measured at the present value of the lease payments that are not paid at the commencement date discounted using the interest rate implicit in the lease or if that rate cannot be readily determined, the entity's incremental borrowing rate being the rate that the lessee would have to pay to borrow the funds necessary to obtain an asset of similar value in a similar economic environment with similar terms and conditions. The lease liability is subsequently increased by the interest cost on the lease liability and decreased by lease payments made. It is re-measured when there is a change in future lease payments arising from a change in an index or rate, a change in assessment of whether extension option is reasonably certain to be exercised or a termination option is reasonably certain not to be exercised. The corresponding adjustment is made to the carrying amount of the right-of-use asset, or is recorded in profit and loss if the carrying amount of right-of-use asset has been reduced to zero.

Lease liabilities include the net present value of the following lease payments:

- Fixed payments (including in-substance fixed payments), less any lease incentives receivable;

- Variable lease payment that are based on an index or a rate;

- Amounts expected to be payable by the lessee under residual value guarantees;
- The exercise price of a purchase option if the lessee is reasonably certain to exercise that option; and
- Payments of penalties for terminating the lease, if the lease term reflects the lessee exercising that option.

Right-of-use assets are measured at cost comprising the following:

- The amount of the initial measurement of lease liability;
- Any lease payments made at or before the commencement date less any lease incentives received;
- Any initial direct costs; and
- Dismantling costs and restoration costs.

The Company has elected not to recognise right-of-use assets and lease liabilities for short-term leases of properties that have a lease term of 12 months or less and leases of low-value assets. The Company recognises the lease payments associated with these leases as an expense on a straight-line basis over the lease term.

3.3 Investment in subsidiary

Investments in subsidiary company is initially recognised at cost. At subsequent reporting dates, the recoverable amounts are estimated to determine the extent of impairment losses, if any, and carrying amounts of investments are adjusted accordingly. Impairment losses are recognised as expense. Where impairment losses subsequently reverse, the carrying amounts of the investments are increased to the revised recoverable amounts but limited to the extent of initial cost of investments.

A reversal of impairment loss is recognised in unconsolidated profit or loss.

3.4 Stores and spares

These are valued at lower of moving average cost and estimated net realisable value (NRV), less provision for obsolete items (if any), except items in-transit, if any, are valued at cost comprising invoice value plus other charges incurred thereon up to the date of statement of financial position.

Provision, if required is made in the financial statements for slow moving, obsolete and unusable items. Stores and spares are assessed and provision is applied according to degree of ageing based on a specific criteria.

3.5 Stock-in-trade

These are valued at the lower of cost or net realisable value. Cost is determined as follows:

- Raw and packing material	- at moving average cost of purchases and applicable procurement expenses.
- Finished goods and work-in-process	- at weighted average cost of purchases and applicable manufacturing expenses.
- Stock-in-transit	- Valued at cost comprising invoice value plus other charges paid thereon up to the reporting date.

Net realisable value is the estimated selling price in the ordinary course of business, less estimated costs of completion and the estimated costs necessary to make the sale. Provision is recorded for slow moving and expired stock where necessary.

3.6 Trade debts

These are classified at amortised cost and are initially recognised when they are originated and measured at fair value of consideration receivable. These assets are written off when there is no reasonable expectation of recovery. Actual credit loss experience over past years is used to base the calculation of expected credit loss.

3.7 Loans, advances, deposits, prepayments and other receivables

These are stated initially at fair value and subsequently measured at amortised cost using the effective interest rate method.

Exchange gains or losses arising in respect of deposits, advances and other receivables denominated in foreign currencies are adjusted to their respective carrying amounts and charged to unconsolidated statement of profit or loss, if any.

3.8 Cash and cash equivalents

For the purpose of the statement of cash flows, cash and cash equivalents comprise of bank balances in current, savings and deposit accounts, other short-term highly liquid investments with original maturities of upto three months, short-term borrowings under running finance which are payable on demand, if any. The cash and cash equivalents are readily convertible to known amount of cash and are therefore subject to insignificant risk of changes in value.

3.9 Share capital

Ordinary shares are classified as equity and recognised at their face value. Incremental costs directly attributable to the issue of new shares or options are shown in equity as a deduction, net of tax, from the proceeds.

3.10 Share premium

It represents the difference between the par value of the Company's ordinary shares and the total amount of money a company receives for ordinary shares issued.

3.11 Financial instruments

3.11.1 Initial measurement of financial asset

The Company classifies its financial assets into following three categories:

- fair value through other comprehensive income (FVOCI);
- fair value through profit or loss (FVTPL); and
- at amortised cost.

A financial asset is initially measured at fair value plus, for an item not at FVTPL, transaction costs that are directly attributable to its acquisition.

Subsequent measurement

Debt Investments at FVOCI	These assets are subsequently measured at fair value. Interest / markup income calculated using the effective interest method, foreign exchange gains and losses and impairment are recognised in the unconsolidated statement of profit or loss. Other net gains and losses are recognised in other comprehensive income. On de-recognition, gains and losses accumulated in other comprehensive income are reclassified to the unconsolidated statement of profit or loss.
Equity Investments at FVOCI	These assets are subsequently measured at fair value. Dividends are recognised as income in the unconsolidated statement of profit or loss unless the dividend clearly represents a recovery of part of the cost of the investment. Other net gains and losses are recognised in other comprehensive income and are never reclassified to the unconsolidated statement of profit or loss.
Financial assets at FVTPL	These assets are subsequently measured at fair value. Net gains and losses, including any interest / markup or dividend income, are recognised in the unconsolidated statement of profit or loss.
Financial assets measured at amortised cost	These assets are subsequently measured at amortised cost using the effective interest method. The amortised cost is reduced by impairment losses, if any. Interest / markup income, foreign exchange gains and losses and impairment, if any, are recognised in the unconsolidated statement of profit or loss.

3.11.2 Financial assets

All financial assets are initially recognised on trade date i.e. date on which the Company becomes party to the respective contractual provisions. Financial assets comprise loans and receivables that are financial assets with fixed or determinable payments that are not quoted in active markets and include trade debts, deposits, advances and cash and cash equivalents. The Company derecognises the financial assets when the contractual rights to the cash flows from the asset expires or it transfers the rights to receive the contractual cash flows in a transaction in which substantially all of the risk and rewards of ownership of the financial assets are transferred or it neither transfers nor retains substantially all of the risks and rewards of ownership and does not retain control over the transferred asset.

3.11.3 Financial liabilities

Financial liabilities are initially recognised on trade date i.e. date on which the Company becomes party to the respective contractual provisions. Financial liabilities include mark-up bearing borrowings, unclaimed / unpaid dividend, accrued mark-up, lease liability and trade and other payables. The Company derecognises the financial liabilities when contractual obligations are discharged or cancelled or expire. Financial liabilities other than at fair value through profit or loss are initially measured at fair value less any directly attributable transaction cost. Subsequent to initial recognition, these liabilities are measured at amortised cost using effective interest method.

3.11.4 Offsetting of financial assets and financial liabilities

Financial assets and financial liabilities are offset and the net amount is reported in the financial statements only when the Company has currently legally enforceable right to set-off the recognised amounts and the Company intends either to settle on a net basis or to realise the assets and to settle the liabilities simultaneously. The legally enforceable right must not be contingent on future events and must be enforceable in normal course of business and in the event of default, insolvency or winding up of the Company or the counter parties.

3.12 Impairment

3.12.1 Financial Assets

The Company recognises loss allowances for Expected Credit Losses (ECLs) in respect of financial assets measured at amortised cost.

The Company measures loss allowances at an amount equal to lifetime ECLs, except for the following, which are measured at 12-month ECLs:

- debt securities that are determined to have low credit risk at the reporting date; and
- other debt securities and bank balance for which credit risk (i.e. the risk of default occurring over the expected life of the financial instrument) has not increased significantly since initial recognition.

Loss allowances for trade debts are always measured at an amount equal to lifetime ECLs.

The expected loss rates are based on the payment profiles of sales over a period of 36 - 48 months before June 30, 2026 or July 1, 2025 respectively and the corresponding historical credit losses experienced within this period. The historical loss rates are adjusted to reflect current and forward-looking information on macroeconomic factors affecting the ability of the customers to settle the debts. The Company has identified the Gross Domestic Product (GDP) and the inflation rate of the countries in which it sells its goods to be the most relevant factors, and accordingly adjusts the historical loss rates based on expected changes in these factors.

The Company considers a financial asset to be at a risk of default when contractual payments are 90 days past due except for receivables from institutions for which it is considered as 1440 days, unless there are factors that might indicate otherwise. However, in certain cases, the Company may also consider a financial asset to be in default when internal or external information indicates that the Company is unlikely to receive the outstanding contractual amounts in full before taking into account any credit enhancements held by the Company.

When determining whether the credit risk of a financial asset has increased significantly since initial recognition and when estimating ECLs, the Company considers reasonable and supportable information that is relevant and available without undue cost or effort. This includes both quantitative and qualitative information and analysis, based on the Company's historical experience, informed credit assessment and forward-looking information.

The Company assumes that the credit risk on a financial asset has increased significantly if it is more than past due for a reasonable period of time. Lifetime ECLs are the ECLs that result from all possible default events over the expected life of a financial instrument. 12-month ECLs are the portion of ECLs that result from default events that are possible within the 12 months after the reporting date (or a shorter period if the expected life of the instrument is less than 12 months). The maximum period considered when estimating ECLs is the maximum contractual period over which the Company is exposed to credit risk.

Loss allowances for financial assets measured at amortised cost are deducted from the gross carrying amount of the assets.

The gross carrying amount of a financial asset is written off when the Company has no reasonable expectations of recovery of a financial asset in its entirety or a portion thereof. The Company individually makes an assessment with respect to the timing and amount of write-off based on whether there is a reasonable expectation of recovery. The Company expects no significant recovery from the amount written off. However, financial assets that are written off could still be subject to enforcement activities in order to comply with the Company's procedures for recovery of amounts due.

The adoption of the expected loss approach has not resulted in any material change in impairment provision for any financial asset.

3.12.2 Non-financial assets

The carrying amounts of the Company's non-financial assets, other than stores and spares and stock in trade are reviewed at each reporting date to determine whether there is any indication of impairment. If such indication exists, the asset's recoverable amount, being higher of value in use and fair value less costs to sell, is estimated. In assessing value in use, the estimated future cash flows are discounted to their present value using a pre-tax discount rate that reflects current market assessments of the time value of money and the risks specific to the asset. For the purpose of impairment testing, assets that cannot be tested individually are grouped together into the smallest group of assets that generates cash inflows from continuing use that are largely independent of the cash inflows of other assets or groups of assets. An impairment loss is recognised whenever the carrying amount of an asset exceeds its recoverable amount. Impairment losses are recognised in the unconsolidated statement of profit or loss.

3.13 Employee retirement benefits

Defined benefit plan

The Company operates an unfunded gratuity scheme covering all eligible permanent employees. Provision is made on the basis of actuarial recommendations. The latest actuarial valuation is carried out as at June 30, 2026 using the Project Unit Credit Method.

An actuarial valuation involves making various assumptions that may differ from actual developments in the future. These includes the determination of the discount rate, future salary increases, mortality rates and future pension increases. Due to the complexities involved in the valuation and its long-term nature, a defined benefit obligation is highly sensitive to changes in these assumptions. All assumptions are reviewed at each reporting date.

Defined contribution plan

The Company operates a provident fund plan for all permanent management employees. Contribution is made to the fund equally by the Company and the employees at the rate of 8.33% of basic and / or gross salary, as per the respective entitlement grades.

3.14 Trade and Other Payable

Trade and other payables are recognised initially at fair value plus directly attributable costs, if any, and subsequently measured at amortised cost.

3.15 Contract liabilities

A contract liability is the obligation of the Company to transfer goods or services to a customer for which the Company has received consideration (or an amount of consideration is due) from the customer. If a customer pays consideration before the Company transfers goods or services to the customer, a contract liability is recognised when the payment is made or the payment is due (whichever is earlier). Contract liability are recognised as revenue when the Company performs under the contract.

3.16 Unclaimed dividend

Dividend declared and payable at the unconsolidated statement of financial position date are recognised as unclaimed dividend.

3.17 Provision

Provisions are recognized when the Company has a present legal or constructive obligation as a result of past events, it is probable that an outflow of resources embodying economic benefits will be required to settle the obligation and a reliable estimate can be made of the amount of the obligation. Provisions are reviewed at each reporting date and adjusted to reflect the current best estimate.

3.18 Contingencies

Contingencies are disclosed when the Company has a possible obligation that arises from past events and whose existence will be confirmed only by the occurrence or non-occurrence of one or more uncertain future events not wholly within the control of the entity or a present obligation that arises from past events but is not recognised because it is not probable that an outflow of resources embodying economic benefits will be required to settle the obligation or the amount of the obligation cannot be measured with sufficient reliability.

3.19 Revenue recognition

The Company recognises revenue from sale of goods at a point in time when control of goods is transferred to customer at an amount that reflects the consideration to which the Company expects to be entitled in exchange for those goods. Control, depending on contractual terms, is considered to be transferred either when the product is directly uplifted by customer from factory premises or when it is delivered by the Company at customer premises.

The Company generally enters into an agreement with its customers for supply of its products, including delivery of product. As the transportation of product coincides with actual delivery, sale of product and transportation is considered single performance obligation. The credit limits in contract with customers varies depending on the terms of specific contract.

Income from toll manufacturing is recognised at a point in time when services are rendered.

3.20 Assets and liabilities arising from rights of return

Right of return assets

Right of return asset represents the Company's right to recover the goods expected to be returned by customers. The asset is measured at the former carrying amount of the inventory, less any expected costs to recover the goods, including any potential decreases in the value of the returned goods. The Company updates the measurement of the asset recorded for any revisions to its expected level of returns, as well as any additional decreases in the value of the returned products. Returns for the Company comprise of expired products or near expiry products.

Refund liabilities

A refund liability is the obligation to refund some or all of the consideration received (or receivable) from the customer and is measured at the amount the Company ultimately expects it will have to return to the customer. The Company updates its estimates of refund liabilities (and the corresponding change in the transaction price) at the end of each reporting period.

3.21 Other income

Other income is recognised to the extent that it is probable that the economic benefits will flow to the Company and the income can be measured reliably. Other income is measured on the following basis:

- Return on short-term deposits and investments at amortised cost are accounted for using the effective interest rate method.

- Dividend income is recognised when the right to receive the dividend is established.

- Scrap sales are recognized on accrual basis.

3.22 Foreign currency translations

Transactions in foreign currencies are translated into Pakistani Rupees at the foreign exchange rate prevailing at the date of the transaction. Monetary assets and liabilities denominated in foreign currencies at the statement of financial position date are translated into Pakistani Rupees at the foreign exchange rate prevailing at that date. Foreign exchange gains and losses resulting from the settlement of such transactions and from the translations at the year-end exchange rates of monetary assets and liabilities denominated in foreign currencies are recognised in the unconsolidated statement of profit or loss.

3.23 Taxation

Current

The current income tax charge is based on the taxable income for the year calculated on the basis of the tax laws enacted or substantively enacted at the reporting date, and any adjustment to tax payable in respect of previous years.

Current income tax relating to items recognised directly in equity is recognised in equity and not in the unconsolidated statement of profit or loss. Management periodically evaluates positions taken in the tax returns with respect to situations in which applicable tax regulations are subject to interpretation and establishes provisions where appropriate.

Deferred

Deferred tax is provided, using the liability method, on all temporary differences at the reporting date between the tax bases of assets and liabilities and their carrying amounts for financial reporting purposes.

Deferred tax liabilities are recognised for all taxable temporary differences, while deferred tax assets are recognised for all deductible temporary differences, carry-forward of unused tax credits and unused tax losses, to the extent that it is probable that taxable profits will be available against which the deductible temporary differences, carry forward of unused tax credit and unused tax losses can be utilized.

The carrying amount of deferred tax assets is reviewed at each reporting date and reduced to the extent that it is no longer probable that sufficient taxable profits will be available to allow all or part of the deferred tax asset to be utilized.

Deferred tax assets and liabilities are measured at the tax rates that are expected to apply to the period when the assets are realised or the liabilities are settled, based on tax rates (and tax laws) that have been enacted or subsequently enacted at the reporting date. Deferred tax is charged or credited to unconsolidated statement of profit or loss except to the extent it relates to items recognized in other comprehensive income.

Levies

Tax charged under Income Tax Ordinance, 2001 which is not based on taxable income or any amount paid / payable in excess of the calculation based on taxable income or any minimum tax which is not adjustable against future income tax liability is classified as levy in the unconsolidated statement of profit or loss as these levies fall under the scope of IFRIC 21 / IAS 37.

Tax on dividend from subsidiaries, associates and joint ventures are not considered as levy as these dividends are specifically covered by IAS 12.

3.24 Dividend and appropriation to reserves

Dividend distribution to the Company's shareholders is recognised as a liability in the period in which the dividends are approved. However, if these are approved after the reporting period but before the financial statements are authorised for issue, disclosure is made in the unconsolidated financial statements.

3.25 Earnings per share

The Company presents basic and diluted earning per share (EPS) data for its ordinary shares. Basic EPS is calculated by dividing the profit or loss attributable to ordinary shareholders of the Company by the weighted average number of ordinary shares outstanding during the period. Diluted EPS is determined by adjusting the profit or loss attributable to ordinary shareholders and the weighted average number of ordinary shares outstanding for the effects of all dilutive potential ordinary shares.

3.26 Segment reporting

The activities of the Company are organised into one operating segment i.e., manufacturing and marketing of pharmaceutical products. The Company operates in the said reportable operating segment based on nature of the product, risks and returns, organizational and management structure, and internal financial reporting system. Accordingly, the figures reported in the unconsolidated financial statements are related to the Company's only reportable segment.

	Note	2026	2025
		---------- (Rupees in '000) ----------	
4. PROPERTY, PLANT AND EQUIPMENT			
Operating fixed assets	4.1	**2,857,559**	2,133,915
Capital work-in-progress	4.5	**76,185**	454,183
Right-of-use assets	4.6	**30,324**	62,588
		2,964,068	2,650,686

4.1 Operating fixed assets:

	Cost				Accumulated Depreciation					
	As at July 01, 2025	Additions / Transfers	Disposals / writeoffs	As at June 30, 2026	As at July 01, 2025	Charge for the year	On disposals	As at June 30, 2026	Net book value as at June 30, 2026	Depreciation rate % per annum
	(Rupees in '000)									
Owned										
Leasehold land (note 4.3)	216,807	-	-	216,807	-	-	-	-	216,807	-
Buildings on leasehold land (note 4.3)	472,714	266,797	-	739,511	216,795	21,454	-	238,249	501,262	5
Plant and machinery	874,870	245,491	-	1,120,361	540,600	52,843	-	593,443	526,918	10
Tools and equipment	306,258	60,274	(2,393)	364,139	130,686	19,281	(1,325)	148,642	215,497	10
Gas and other installation	585,954	47,151	(48)	633,057	241,372	37,640	(45)	278,967	354,090	10
Furniture and fixtures	85,764	18,156	-	103,920	41,133	5,776	-	46,909	57,011	10
Office equipment	45,850	3,315	-	49,165	25,953	2,140	-	28,093	21,072	10
Computer equipment	58,494	30,093	(6,140)	82,447	38,422	11,050	(5,240)	44,232	38,215	30
Motor vehicles	1,046,302	392,849	(21,280)	1,417,871	324,137	179,763	(12,716)	491,184	926,687	20
	3,693,013	1,064,126	(29,861)	4,727,278	1,559,098	329,947	(19,326)	1,869,719	2,857,559	

Operating fixed assets:

	Cost				Accumulated Depreciation					
	As at July 01, 2024	Additions / Transfers	Disposals / writeoffs	As at June 30, 2025	As at July 01, 2024	Charge for the year	On disposals	As at June 30, 2025	Net book value as at June 30, 2025	Depreciation rate % per annum
	(Rupees in '000)									
Owned										
Leasehold land (note 4.3)	216,807	-	-	216,807	-	-	-	-	216,807	-
Buildings on leasehold land (note 4.3)	466,868	5,846	-	472,714	203,506	13,289	-	216,795	255,919	5
Plant and machinery	856,351	18,519	-	874,870	504,690	35,910	-	540,600	334,270	10
Tools and equipment	287,825	18,433	-	306,258	112,663	18,023	-	130,686	175,572	10
Gas and other installation	442,058	143,896	-	585,954	208,443	32,929	-	241,372	344,582	10
Furniture and fixtures	70,060	15,704	-	85,764	37,249	3,884	-	41,133	44,631	10
Office equipment	45,500	350	-	45,850	23,759	2,194	-	25,953	19,897	10
Computer equipment	43,069	15,702	(277)	58,494	33,063	5,560	(201)	38,422	20,072	30
Motor vehicles	665,908	428,278	(47,884)	1,046,302	231,294	125,763	(32,920)	324,137	722,165	20
	3,094,446	646,728	(48,161)	3,693,013	1,354,667	237,552	(33,121)	1,559,098	2,133,915	

4.2 Details of disposals of operating fixed assets having book value of more than Rs. 500,000 during the year are as follows:

Description	Cost	Accumulated depreciation	Net book value	Sale proceeds	Gain / (loss)	Mode of disposal	Particulars of buyers	Relationship with buyers
	(Rupees in '000)							
Motor vehicles								
CAT-560 Suzuki Alto VXR	2,707	636	2,071	2,721	650	Insurance Claim	EFU Takaful	Insurer
BYU-302 Suzuki Alto VXR	2,612	1,133	1,479	2,300	821	Insurance Claim	EFU Takaful	Insurer
BYP-157 Suzuki Alto VXR	2,487	1,102	1,385	2,600	1,215	Insurance Claim	EFU Takaful	Insurer
Tools and equipment								
Ultra Water Production Unit	1,264	696	568	1,327	759	Insurance Claim	EFU Takaful	Insurer
Tablet Hardness Tester	1,129	629	500	-	(500)	Written off	-	-
Items having book value of less than Rs. 500,000 each	19,662	15,130	4,532	24,550	20,018			
June 30, 2026	**29,861**	**19,326**	**10,535**	**33,498**	**22,963**			
June 30, 2025	48,161	33,121	15,040	68,056	53,016			

4.3 Particulars of immovable fixed assets in the name of Company are as follows:

Location	Particular	Total Area (Square fit)*
F-216, S.I.T.E, Karachi	Production plant *	44,020
E-40/A, S.I.T.E, Karachi	Production plant *	44,226
Neclass No. 158 of Deh Tore, Tapo Konkar, Gadap Town, District Malir, Karachi	Land	718,741

* The covered area includes multi storey buildings.

4.4 Depreciation charge for the year on operating fixed assets has been allocated as follows:

	Note	2026	2025
		---------- (Rupees in '000) ----------	
Cost of sales	26	**147,654**	110,655
Selling and distribution expenses	27	**136,656**	95,331
Administrative expenses	28	**45,637**	31,566
		329,947	237,552

4.5 Capital work-in-progress

	2026			
	Building on Leasehold land	**Plant and machinery**	**Others**	**Total**
	---------- (Rupees in '000) ----------			
Opening balance	**160,270**	**274,752**	**19,161**	**454,183**
Capital expenditure incurred / advances made	**137,558**	**12,272**	**58,694**	**208,524**
Transfer to operating fixed assets including advances adjusted	**(268,048)**	**(252,572)**	**(65,902)**	**(586,522)**
Closing balance	**29,780**	**34,452**	**11,953**	**76,185**

	2025			
	Building on Leasehold land	Plant and machinery	Others	Total
	---------- (Rupees in '000) ----------			
Opening balance	9,227	141,712	80,381	231,320
Capital expenditure incurred / advances made	151,735	272,837	291,049	715,621
Advances refunded / reclassified	-	-	-	-
Transfer to operating fixed assets including advances adjusted	(692)	(139,797)	(352,269)	(492,758)
Closing balance	160,270	274,752	19,161	454,183

4.6 Right-of-use assets

	Note	2026	2025
		---------- (Rupees in '000) ----------	
As at July 01			
Cost		**214,587**	211,040
Accumulated depreciation		**(151,999)**	(114,905)
Net book value		**62,588**	96,135
Year ended June 30			
Balance at the beginning of the year		**62,588**	96,135
Additions during the year		**-**	1,825
Reassessment of lease during the year	19.1.1	**-**	1,722
Depreciation for the year	4.6.1	**(32,264)**	(37,094)
Closing net book value		**30,324**	62,588
As at June 30,			
Cost		**214,587**	214,587
Accumulated depreciation		**(184,263)**	(151,999)
Net book value		**30,324**	62,588

	Note	2026	2025
		---------- (Rupees in '000) ----------	
4.6.1 Depreciation charge for the year on right-of-use assets has been allocated as follows:			
Cost of sales	26	**7,603**	7,602
Selling and distribution expenses	27	**24,661**	29,492
		32,264	37,094

4.6.2 Right-of-use assets comprise of lease arrangements for premises utilised as office building and warehouse.

4.6.3 The right-of-use assets are depreciated over a life of 3-5 years.

5. INTANGIBLE ASSETS

	Cost			Accumulated Amortisation				
	As at July 01, 2025	Additions during the year	As at June 30, 2026	As at July 01, 2025	Charge for the year	As at June 30, 2026	Net book value as at June 30, 2026	Amortisation rate % per annum
	---------- (Rupees in '000) ----------							
Software licenses	**26,277**	**-**	**26,277**	**24,799**	**247**	**25,046**	**1,231**	**20-33.33%**
SAP ERP	**41,802**	**-**	**41,802**	**41,802**	**-**	**41,802**	**-**	**20%**
Manufacturing and distribution rights	**20,000**	**-**	**20,000**	**20,000**	**-**	**20,000**	**-**	**20%**
2026	**88,079**	**-**	**88,079**	**86,601**	**247**	**86,848**	**1,231**	

	Cost			Accumulated Amortisation				
	As at July 01, 2024	Additions during the year	As at June 30, 2025	As at July 01, 2024	Charge for the year	As at June 30, 2025	Net book value as at June 30, 2025	Amortization rate % per annum
	---------- (Rupees in '000) ----------							
Software licenses	26,277	-	26,277	24,213	586	24,799	1,478	20-33.33%
SAP ERP	41,802	-	41,802	41,802	-	41,802	-	20%
Manufacturing and distribution rights	20,000	-	20,000	20,000	-	20,000	-	20%
2025	88,079	-	88,079	86,015	586	86,601	1,478	

5.1 The Amortisation charge has amounting to Rs. 0.25 million (2025: Rs. 0.59 million) has been allocated to administrative expenses.

	Note	2026	2025
		---------- (Rupees in '000) ----------	
6. LONG-TERM INVESTMENT			
Investment in subsidiary - at cost			
Misbah Cosmetics (Private) Limited			
Equity held: 79.84% (2025: 79.84%)			
No. of shares: 30,000,000 (2025: 30,000,000)			
of Rs.10 each	6.1	**300,000**	300,000

6.1 The subsidiary company is engaged in selling and distribution of cosmetics products. Its registered office is situated at F-216, S.I.T.E, Karachi.

The subsidiary company has incurred significant losses in prior years resulting in net equity position of Rs. 48.24 million which is less than the cost of investment (after adjustment of accumulated losses of Rs. 327.52 million) based on the financial statements for the year ended June 30, 2026. The Company considered this as an indicator of impairment, accordingly, the Company carried out an assessment for the recoverable amount of its investment in subsidiary. The assessment involved estimation of future cash flows of subsidiary and determination of recoverable amount using a number of assumptions and estimates. Based on such assessment, no impairment loss was required as at June 30, 2026.

	Note	2026	2025
		---------- (Rupees in '000) ----------	
7. LONG-TERM LOANS - secured, considered good			
Due from:			
- Executives		**6,970**	9,242
- Other employees		**5,713**	4,843
	7.1	**12,683**	14,085
Less: Current portion			
- Executives		**(3,907)**	(3,112)
- Other employees		**(4,017)**	(3,646)
	11	**(7,924)**	(6,758)
		4,759	7,327

7.1 These represent mark-up free loans to executives and employees for purchase of motor cars, motor cycles, house building, umrah and others, in accordance with the Company's policy. These loans are secured against the final settlement of respective employees and are recoverable in monthly installments over a period of one month to eighty nine months, these loans are secured against retirement benefits of respective employees.

Long-term loans have been carried at cost as the effect of carrying these balances at amortised cost would not be material in the overall context of these unconsolidated financial statements.

		2026	2025
		---------- (Rupees in '000) ----------	
8. LONG-TERM DEPOSITS			
Utilities		**11,601**	11,601
Rent		**4,882**	4,882
		16,483	16,483
9. STOCK-IN-TRADE			
In hand			
- raw materials	9.2	**1,064,335**	1,146,788
- packing materials	9.2	**481,893**	434,978
- work-in-process		**276,441**	234,634
- finished goods	9.3	**1,023,593**	811,646
		2,846,262	2,628,046
Less: Provision for slow moving and obsolete items	9.4	**(81,597)**	(107,655)
		2,764,665	2,520,391
In transit	9.5	**168,579**	29,667
		2,933,244	2,550,058

9.1 As at June 30, 2026, stock of finished products has been written down by Rs. 8.37 million (2025: Rs. 7.44 million) to arrive at its net realisable value of Rs. 38.13 million (2025: Rs. 23.45 million).

9.2 These include raw material and packaging material held by third party amounting to Rs. 111.04 million (2025: Rs. 88.74 million) and Rs. 29.15 million (2025: Rs. 21.07 million) respectively.

9.3 Finished goods includes right of return assets amounting to Rs. 29.82 million (2025: Rs. 38.29 million).

		2026	2025
		---------- (Rupees in '000) ----------	
9.4 Provision for slow moving and obsolete items			
Opening balance		**107,655**	108,916
Charge for the year	26	**11,449**	73,067
Write off during the year		**(37,507)**	(74,328)
Closing balance		**81,597**	107,655

9.5 Stock in transit includes raw material of Rs. 100.91 million (2025: Rs.19.90 million) and packing material of Rs. 51.62 million (2025: Rs. 8.99 million).

		2026	2025
		---------- (Rupees in '000) ----------	
10. TRADE DEBTS - unsecured			
Considered good	10.1	**1,210,761**	401,020
Considered doubtful		**99,429**	97,320
		1,310,190	498,340
Allowance for expected credit loss	10.2	**(99,429)**	(97,320)
		1,210,761	401,020

10.1 These trade debts include receivable against export sales to Africa and Asia amounting to Rs. 137.30 million (2025: Rs. 0.61 million) and Rs. 58.65 million (2025: Nil) respectively.

	Note	2026	2025
		---------- (Rupees in '000) ----------	

10.2 Allowance for expected credit loss

The movement in expected credit loss during the year is as follows:

Balance at beginning of the year	**97,320**	112,680
Provision recognised / (reversed) during the year	**2,109**	(15,360)
Balance at end of the year	**99,429**	97,320

10.3 The aging of trade debts at the unconsolidated statement of financial position date was:

	2026						
	Not past due	**1 to 90 days**	**91 to 180 days**	**181 to 270 days**	**271 to 360 days**	**Over 360 days**	**Total**
	---------- (Rupees in '000) ----------						
Total gross carrying amount	**670,084**	**421,932**	**38,675**	**31,081**	**17,029**	**131,389**	**1,310,190**
Expected credit loss	**-**	**8,950**	**11,559**	**13,237**	**6,831**	**58,852**	**99,429**

	2025						
	Not past due	1 to 90 days	91 to 180 days	181 to 270 days	271 to 360 days	Over 360 days	Total
	---------- (Rupees in '000) ----------						
Total gross carrying amount	226,806	85,646	17,098	15,534	5,117	148,139	498,340
Expected credit loss	4,503	9,168	7,694	6,991	2,303	66,661	97,320

	Note	2026	2025
		---------- (Rupees in '000) ----------	

11. LOANS AND ADVANCES - considered good

Raw material loan	11.1	**3,528**	30,839
Current portion of long-term loans	7	**7,924**	6,758
Advances to:			
- employees	11.2	**48,234**	29,909
- suppliers		**161,978**	147,774
		210,212	177,683
		221,664	215,280

11.1 This represents raw material issued as a loan to a local vendor on a temporary basis.

11.2 Advances to employees are provided to meet business expenses and are settled as and when the expenses are incurred.

	Note	2026	2025
		---------- (Rupees in '000) ----------	
12. TRADE DEPOSITS, PREPAYMENTS AND OTHER RECEIVABLES			
Deposits			
Margin against bank guarantees		**82,313**	24,972
Tender deposits		**71,671**	75,712
Provision for doubtful deposits	12.1	**(44,903)**	(38,942)
		26,768	36,770
Others		**80**	940
		109,161	62,682
Prepayments			
Software license		**3,931**	-
Takaful		**2,000**	1,657
		5,931	1,657
Other receivables			
Profit on saving accounts		**338**	789
		115,430	65,128
12.1 Provision for doubtful deposits			
The movement in provision for doubtful deposits during the year is as follows:			
Balance at beginning of the year		**38,942**	33,143
Provision recognised during the year		**5,961**	5,799
Balance at end of the year		**44,903**	38,942
13. TAXATION - NET			
Tax receivable at the start of the year		**38,952**	59,806
Tax payments / adjustment made during the year		**513,107**	336,346
		552,059	396,152
Less: provision for tax - current		**(508,333)**	(357,200)
Tax receivable at the end of the year		**43,726**	38,952
14. SHORT-TERM INVESTMENTS			
Term deposit Mudaraba Certificates - at amortised cost	14.1	**16,838**	16,838

14.1 This represents funds placed in Term deposit Mudaraba Certificates (TDRs) ranging from 4.57% to 7.29% (2025: 5.55% to 17%) per annum having maturity till August 2026.

15. CASH AND BANK BALANCES	Note	2026	2025
		--------- (Rupees in '000) ----------	
Cash in hand		**3**	2
Cash at bank			
Conventional:			
- current accounts in local currency		**1,510**	3,766
Islamic:			
- current accounts in local currency		**2,345**	21,877
- current account in foreign currency		**73,215**	37,115
- saving accounts in local currency	15.1	**20,486**	217,283
- dividend accounts in local currency		**729**	632
		96,775	276,907
		98,288	280,675

15.1 These carry profit at the rates ranging from 2.19% to 9.63% (2025: 2.78% to 17%) per annum.

16. SHARE CAPITAL

Authorized share capital

2026	2025		2026	2025
-------- Number of shares --------			--------- (Rupees in '000) ----------	
65,000,000	65,000,000	Ordinary shares of Rs.10 each	**650,000**	650,000

Issued, subscribed and paid-up capital

2026	2025		2026	2025
-------- Number of shares --------			---------- (Rupees in '000) ----------	
8,430,868	8,430,868	Fully paid ordinary shares of Rs.10 each Issued for cash	**84,309**	84,309
30,489,649	30,489,649	Fully paid ordinary shares of Rs.10 each Issued as fully paid bonus shares	**304,897**	304,897
223,834	223,834	Fully paid ordinary shares of Rs.10 each Issued pursuant to merger with Associated Services Limited	**2,238**	2,238
6,666,667	6,666,667	Fully paid ordinary shares of Rs.10 each Issues as fully paid right shares	**66,667**	66,667
45,811,018	45,811,018		**458,111**	458,111

16.1 All ordinary shares rank equally with regard to the Company's residual assets. Holders of these shares are entitled to dividends as declared from time to time and are entitled to one vote per share at general meetings of the Company.

	Note	2026	2025
		---------- (Rupees in '000) ----------	
17. DEFERRED LIABILITIES			
Advance against motor vehicles		**10,064**	4,412
Employees' gratuity payable	17.1	**311,567**	289,359
		321,631	293,771

17.1 Defined benefit plan - unfunded gratuity scheme

17.1.1 In accordance with the requirements of IAS-19 "Employee Benefits", actuarial valuation was carried out as at June 30, 2026, using the "Projected Unit Credit Method". Provision has been made in these unconsolidated financial statements to cover obligation in accordance with the actuarial recommendations.

17.1.2 Risks on account of defined benefit plan

Final salary risk

The risk that the final salary at the time of cessation of service is greater than what the Company has assumed. Since the benefit is calculated on the final salary, the benefit amount would increase proportionately also.

Discount rate fluctuation

The plan liabilities are calculated using a discount rate determined by reference to market yields (at the statement of financial position date) on government bond. A decrease in government bond yields will increase plan liabilities, although this will be partially offset by an increase in the value of the current plans' bond holdings.

Withdrawal risk

The risk that the actual withdrawal experience is different from assumed withdrawal probability. The significance of the withdrawal risk varies with the age, service and entitled benefits of the beneficiary.

Inflation fluctuation

The salary inflation is the major risk that the funds carry. In a general economic sense and in a longer view, there is a case that if bond yields increase, the change in salary inflation generally offsets the gains from the decrease in discounted benefit obligations. But viewed with the fact that the plan have no asset, the impact of salary inflation might be significant.

Mortality risk

The risk that the actual mortality experience is different. The effect depends on the beneficiaries' service/age distribution and the benefit.

	2026	2025
	------ Number of Employees ------	
The number of employees covered under the defined benefit scheme are:	**313**	333
The following principal actuarial assumptions were used for the valuation of above mentioned scheme:		
Financial assumptions		
- Discount rate (per annum compounded)	**12.00%**	12.00%
- Salary increase per annum	**12.00%**	12.00%
Demographic assumptions		
- Normal retirement	**60 years**	60 years
- Mortality rate	**EFU (61-66)**	EFU (61-66)

	2026	2025
	---------- (Rupees in '000) ----------	
17.1.3 Liability in statement of financial position		
Present value of defined benefit obligations	**311,567**	289,359
17.1.4 Movement in liability during the year		
Balance at the beginning of the year	**289,359**	253,419
Charged to profit or loss	**40,725**	43,060
Benefits paid during the year	**(16,886)**	(8,772)
Actuarial (gain) / loss recognised in other comprehensive income	**(1,631)**	1,652
Balance at the end of the year	**311,567**	289,359
17.1.5 Reconciliation of the present value of defined benefit obligations		
Present value of defined benefit obligations as at July 1	**289,359**	253,419
Current service cost	**8,112**	7,878
Finance cost	**32,613**	35,182
Benefits paid	**(16,886)**	(8,772)
Actuarial (gain) / loss on obligations	**(1,631)**	1,652
Present value of defined benefit obligations as at June 30	**311,567**	289,359

	2026	2025
	---------- (Rupees in '000) ----------	
17.1.6 Charge for the defined benefit plan		
Cost recognised in profit or loss		
Current service cost	**8,112**	7,878
Finance cost	**32,613**	35,182
	40,725	43,060
Actuarial loss on defined benefit obligations recognised in other comprehensive income		
Actuarial (gain) / loss on defined benefit obligations - (Gain) / loss due to change in experience adjustments	**(1,631)**	1,652
17.1.7 Other disclosures		
Expected benefit payments to retirees in the following year	**8,563**	8,298
Weighted average duration of the defined benefit obligations (year)	**7.50**	7.70

17.1.8 Sensitivity analysis

Sensitivity analysis has been performed by varying one assumption keeping all other assumptions constant and calculating the impact on the present value of the defined benefit obligations on various employee benefit schemes. The increase / (decrease) in the present value of defined benefit obligations as a result of change in each assumption is summarised below:

	2026	2025
	---------- (Rupees in '000) ----------	
Increase in discount rate by 1%	**(18,835)**	(17,883)
Decrease in discount rate by 1%	**21,064**	20,083
Increase in expected future increment in salary by 1%	**20,867**	19,894
Decrease in expected future increment in salary by 1%	**(18,996)**	(18,035)

17.1.9 Maturity Profile

Year 1	**29,433**	27,685
Year 2	**31,176**	31,940
Year 3	**41,096**	29,246
Year 4	**33,838**	39,759
Year 5	**35,450**	31,255
Year 6 and onwards	**234,873**	201,174

17.1.10 As per the recommendation of the actuary, the charge for the year ending June 30, 2027 amounts to Rs. 43.07 million.

17.1.11 Comparison for Five Years

As at June 30	2026	2025	2024	2023	2022
	(Rupees in '000)				
Defined benefit obligation	**311,567**	289,359	253,419	219,217	207,938
Experience adjustment (gain) / loss on obligation (as percentage of plan obligations)	**-0.52%**	0.57%	12.13%	4.40%	-1.52%

		Note	2026	2025
18.	**FINANCING**		(Rupees in '000)	
18.1	**Long-Term Financing**			
	Diminishing musharakah:			
	- vehicles		**716,741**	565,237
	- machine		**128,000**	160,000
		18.1.1	**844,741**	725,237
	Less: Current maturity shown under current liabilities		**(257,800)**	(196,737)
			586,941	528,500

18.1.1 These facilities have been obtained from First Habib Modaraba. These carry mark-up at the rates of 3 Months KIBOR + 1.00% to 1.25% (2025: 3 Months KIBOR + 1.00% to 1.25%) per annum and are having maturity till April 2031 (2025: June 2030). These facilities are secured by way of hypothecation charge over fixed assets of the Company.

		2026	2025
19.	**LEASES**	(Rupees in '000)	
19.1	**LEASE LIABILITIES**		
	Lease liabilities	**48,347**	88,418
	Current portion of lease liabilities	**(24,727)**	(40,071)
		23,620	48,347

	Note	2026	2025
19.1.1 Reconciliation of the carrying amount is as follows:		(Rupees in '000)	
Balance at the beginning of the year		**88,418**	113,416
Additions during the year		**-**	1,825
Reassessment of lease during the year		**-**	1,722
Accretion of interest	31	**11,509**	18,802
Lease rental payments made during the year		**(51,580)**	(47,347)
Lease liabilities at the end of the year		**48,347**	88,418
Current portion of lease liabilities		**(24,727)**	(40,071)
Non current portion of lease liabilities		**23,620**	48,347

19.1.2 The amount of future payments under the lease arrangement and the period in which these payments will become due are as follows:

	2026	2025
	---------- (Rupees in '000) ----------	
Gross lease liabilities - minimum lease payments:		
Not later than one year	**31,941**	51,581
Later than one year but not later than five years	**25,252**	57,192
	57,193	108,773
Future finance charge	**(8,846)**	(20,355)
Present value of finance lease liabilities	**48,347**	88,418

20. DEFERRED TAXATION - NET

	Accelerated tax depreciation	Right of use of asset and lease liability	Provision for gratuity payable	Provision for doubtful receivables	Provision for trade deposits	Provision for slow moving and obsolete items	Total
	---------- (Rupees in '000) ----------						
Balance at July 1, 2025	**237,428**	**(10,074)**	**(112,850)**	**(37,955)**	**(15,187)**	**(38,671)**	**22,691**
Charge / (credit) to profit or loss for the year	**36,261**	**3,406**	**(3,032)**	**1,166**	**(1,427)**	**8,480**	**44,854**
Credit to other comprehensive income for the year	-	-	603	-	-	-	603
Deferred tax liability / (asset)	**273,689**	**(6,668)**	**(115,279)**	**(36,789)**	**(16,614)**	**(30,191)**	**68,148**
Balance at July 1, 2024	190,870	(6,740)	(98,833)	(43,945)	(12,927)	(42,477)	(14,052)
Charge / (credit) to profit or loss for the year	46,558	(3,334)	(13,373)	5,990	(2,260)	3,806	37,387
Credit to other comprehensive income for the year	-	-	(644)	-	-	-	(644)
		-					
Deferred tax liability / (asset)	237,428	(10,074)	(112,850)	(37,955)	(15,187)	(38,671)	22,691

20.1 The deferred tax assets and the deferred tax liabilities relate to income tax in the same jurisdiction, and the law allows net settlement. Therefore, they have been offset in the unconsolidated statement of financial position.

20.2 Deferred tax asset has been recognised in full of the total deferred tax liability based on the changes in Finance Act, 2024, according to which export sales are not treated under Final Tax Regime, instead the export sales fall under Minimum Tax Regime.

20.3 As per Finance Act, 2026, companies operating in certain sectors, including pharmaceutical, having taxable income above Rs. 500 million are liable to pay super tax at 8% for tax year 2027 and onwards. Consequently, the Company has recorded deferred tax at the applicable rates.

21. TRADE AND OTHER LIABILITIES	Note	2026	2025
		---------- (Rupees in '000) ----------	
Trade and other creditors		**1,015,071**	629,403
Advances from customers - contract liabilities	21.1	**306,589**	417,760
Refund liability		**53,602**	65,552
Accrued liabilities		**461,535**	255,678
Sindh Workers' Welfare Fund	21.2	**25,817**	23,363
Payable to provident fund	21.3	**17,741**	15,335
Withholding taxes payable		**23,196**	16,166
Sindh Workers' Profit Participation Fund	21.4	**67,965**	61,483
Central Research Fund	21.5	**13,593**	12,297
Auditors' remuneration		**6,852**	4,633
Accrued profit		**12,363**	7,172
Others		**22,015**	22,212
		2,026,339	1,531,054

21.1 The contract liabilities primarily relate to the advance consideration received from customers for future sales as per the Company's policy, for which revenue is recognised at a point in time. Revenue recognised from contract liabilities during the year amounted to Rs. 356.35 million (2025: Rs. 352.19 million).

21.2 Sindh Workers' Welfare Fund	2026	2025
	---------- (Rupees in '000) ----------	
Opening balance	**23,363**	12,721
Charge for the year	**25,817**	23,363
	49,180	36,084
Less: Payments made during the year	**(23,363)**	(12,721)
Closing balance	**25,817**	23,363

21.3 Investments out of provident fund have been made in accordance with the provisions of section 218 of the Act and the rules formulated for this purpose.

21.4 Sindh Workers' Profit Participation Fund

Opening balance	**61,483**	8,477
Mark-up thereon	**4,415**	525
Charge for the year	**67,939**	61,483
	133,837	70,485
Less: Payments made during the year	**(65,872)**	(9,002)
Closing balance	**67,965**	61,483

21.5 Central Research Fund

Opening balance	**12,297**	6,786
Charge for the year	**13,588**	12,297
	25,885	19,083
Less: Payments made during the year	**(12,292)**	(6,786)
Closing balance	**13,593**	12,297

		2026	2025
		---------- (Rupees in '000) ----------	
22. SHORT TERM BORROWINGS			
Running musharakah from islamic banks	22.1	**150,866**	-

22.1 The profit rate on this facility is 1 month KIBOR + 0.8% to 1% per annum.The facility is secured by way of hypothecation charge over fixed assets of the Company. As of reporting date, Rs. 695.68 million (2025: Rs. 500 million) of the facility limits remained unutilised and utilised portion is Rs. 150.87 million (2025: Nil).

22.2 The facilities from Murahaba, Musawamah and Istisna arrangement from various banks amounted to Rs. 1,150 million (2025: Rs. 2,350 million) all of which remained unutilised as at the year end. The rate of markup applicable is based on respective tenor KIBOR + 0.8% to 1% (2025: respective tenor KIBOR + 0.8% to 1.5%) per annum.

23. PROVISION FOR GAS INFRASTRUCTURE DEVELOPMENT CESS

This represents Gas Infrastructure Development Cess (GIDC) against which the Honourable Supreme Court of Pakistan in its order dated August 13, 2020 held that the same is constitutional. Subsequent to the order, the Sui Southern Gas Company Limited (SSGC) issued GIDC bill under which the total amount would be recovered in forty eight equal monthly installments.

The above demand of the SSGC was not acknowledged as liability by the Company and it filed an appeal before the Honourable High Court of Sindh (the Court) on the grounds that no burden of GIDC had been passed to its customers and thus the Company is not liable to pay GIDC under GIDC Act, 2015. Based on the above appeal, the Court was pleased to grant stay vide order dated September 29, 2020 against the demand raised by the SSGC and restrained them from taking any coercive action.

24. CONTINGENCIES AND COMMITMENTS

24.1 Contingencies

24.1.1

Description of the factual basis of the Name of the Court proceedings and relief sought	Name of court	Principle Party	Date instituted
Certain cases have been filed against the Company by some employees against their termination / dismissal, having exposure of the Company to the extent of Rs.13.82 million (2025: Rs.14.64 million). Provision has not been made in these unconsolidated financial statements for the said amount as the management of the Company, based on the advice of its legal counsel handling the subject cases, is of the opinion that matters shall be decided in the Company's favour.	National Industrial Relations Commission	Employees vs Macter International Limited	Various dates

24.2 Commitments

Capital expenditure commitments outstanding as at June 30, 2026 amounted to Rs. 158.76 million (2025: Rs. 52.54 million)

The facilities for opening letters of credit and guarantees as well as shipping guarantee from banks as at June 30, 2026 amounted to Rs. 1,400 million (2025: Rs. 1,925 million), Rs. 175 million (2025: Rs. 175 million) and Rs. 500 million (2025: Rs.500 million) respectively of which unutilised balance at year end amounted to Rs. 1,485 million (2025: Rs. 1,584 million), Rs. 37 million (2025: Rs. 41 million) and Rs. 443 million (2025: Rs. 500 million) respectively.

	Note	2026	2025
		---------- (Rupees in '000) ----------	
25. REVENUE FROM CONTRACTS WITH CUSTOMERS			
Gross Sales			
Local	25.2	**12,334,705**	10,580,557
Export		**1,175,035**	978,460
		13,509,740	11,559,017
Toll manufacturing		**20,585**	47,605
		13,530,325	11,606,622
Less:Trade discount		**1,515,777**	1,414,419
Sales return		**75,458**	53,048
Sales tax		**207,234**	224,837
		1,798,469	1,692,304
		11,731,856	9,914,318
25.1 Disaggregation of revenue			
Sale of goods and services		**11,711,674**	9,867,646
Toll manufacturing		**20,182**	46,672
		11,731,856	9,914,318

25.2 This include sales to government organisations amounting to Rs. 133.38 million (2025: Rs. 77.58 million).

	Note	2026	2025
		---------- (Rupees in '000) ----------	
26. COST OF SALES			
Raw and packing materials consumed	26.1	**4,770,514**	4,404,606
Manufacturing overheads			
Salaries, wages and benefits	26.2	**847,599**	675,221
Fuel and power		**365,111**	267,014
Depreciation on operating fixed assets	4.4	**147,654**	110,655
Repairs and maintenance		**125,258**	97,261
Provision for slow moving and obsolete stock-in-trade	9.4	**11,449**	73,067
Laboratory and factory supplies		**41,449**	40,050
Research and development cost		**47,261**	65,529
Stores and spares consumed		**15,820**	12,200
Rent, rates and taxes		**9,400**	12,290
Printing and stationery		**13,560**	9,994
Depreciation on right-of-use assets	4.6.1	**7,603**	7,602
Travelling, conveyance and entertainment		**10,452**	6,140
Takaful		**7,411**	7,208
Postage and communication		**2,273**	1,740
Training and development cost		**231**	1,248
Legal and professional		**39**	33
Others		**285**	164
		1,652,855	1,387,416
		6,423,369	5,792,022
Work-in-process			
Opening		**234,634**	214,700
Closing		**(276,441)**	(234,634)
		(41,807)	(19,934)
Cost of goods manufactured		**6,381,562**	5,772,088
Finished goods			
Opening		**811,646**	583,087
Closing		**(1,023,593)**	(811,646)
		(211,947)	(228,559)
Physician samples		**(98,200)**	(86,989)
		6,071,415	5,456,540
26.1 Raw and packing materials consumed			
Opening stock		**1,581,766**	1,145,564
Purchases		**4,734,976**	4,840,808
		6,316,742	5,986,372
Closing stock		**(1,546,228)**	(1,581,766)
		4,770,514	4,404,606

26.2 This includes amount of Rs. 21.99 million (2025: Rs. 19.57 million) and Rs. 24.72 million (2025: Rs. 30.80 million) in respect of defined contribution and defined benefit plan respectively.

		2026	2025
		---------- (Rupees in '000) ----------	
27. SELLING AND DISTRIBUTION EXPENSES			
Salaries and benefits	27.1	**1,838,485**	1,387,296
Sales promotion expenses		**589,441**	511,733
Training and development cost		**125,488**	63,037
Freight charges		**199,884**	139,506
Depreciation on operating fixed assets	4.4	**136,656**	95,331
Repair and maintenance		**111,964**	80,445
Traveling, conveyance and entertainment		**137,299**	91,167
Subscription charges		**43,739**	64,149
Depreciation on right-to-use assets	4.6.1	**24,661**	29,492
Fuel and power		**34,578**	28,115
Takaful		**16,543**	13,784
Rent, rate and taxes		**55,566**	42,140
Service charges		**10,735**	7,978
Postage and communication		**6,857**	4,369
Legal and professional		**12,167**	1,562
Printing and stationery		**7,300**	2,736
		3,351,363	2,562,840

27.1 This includes Rs. 46.88 million (2025: Rs. 38.88 million) and Rs. 9.78 million (2025: Rs. 11.90 million) in respect of defined contribution and defined benefit plan respectively.

28. ADMINISTRATIVE EXPENSES			
Salaries and benefits	28.1	**499,262**	371,543
Repairs and maintenance		**110,961**	73,725
Fuel and power		**39,019**	31,656
Legal and professional	28.2	**21,392**	21,495
Donations	28.3	**47,775**	53,007
Depreciation on operating fixed assets	4.4	**45,637**	31,566
Rent, rates and taxes		**12,674**	14,417
Printing and stationery		**25,761**	13,857
Traveling, conveyance and entertainment		**24,696**	14,524
Postage and communication		**6,298**	5,024
Auditors' remuneration	28.4	**7,802**	5,465
Directors' fee		**925**	650
Takaful		**6,480**	5,290
Amortisation	5.1	**247**	586
Training and development cost		**2,397**	1,918
Others		**758**	858
		852,084	645,581

28.1 This includes amount of Rs.17.64 million (2025: Rs. 14.88 million) and Rs. 6.35 million (2025: Rs. 5.64 million) in respect of defined contribution and defined benefit plan respectively.

28.2 This includes Shariah Advisor's fee amounting to Rs. 2.08 million (2025: Rs. 1.98 million) incurred in connection with Shariah compliance and advisory services.

28.3 Donations to single parties exceeding higher of Rs. 1 million or 10% of the total donations are as follows:

	Note	2026	2025
		---------- (Rupees in '000) ----------	
SINA Health Education & Welfare Trust		**8,095**	33,762
Akhuwat Islamic Microfinance		**11,500**	-
Bait Us Salam Welfare Trust		**7,000**	-
Ihsaas Trust		**5,500**	-
		32,095	33,762

28.4 Auditors' remuneration

Annual audit fee of unconsolidated financial statements	**2,750**	2,200
Half year review of unconsolidated financial statements	**800**	700
Annual audit fee of consolidated financial statements	**800**	600
Certifications for free float, CDC, unclaimed dividend, Code of Corporate Governance and Shariah Audit	**1,375**	1,100
	5,725	4,600
Out of pocket expenses	**1,499**	460
Sales tax	**578**	405
	7,802	5,465

29. OTHER EXPENSES

Sindh Workers' Profit Participation Fund	**67,939**	61,483
Workers' Welfare Fund	**25,817**	23,363
Central Research Fund	**13,588**	12,297
Exchange loss - net	**2,695**	1,011
	110,039	98,154

30. OTHER INCOME

	Note		
Income from financial assets			
Profit on saving accounts - Islamic		**11,759**	10,749
Income from Term Deposit Mudaraba Certificates		**1,034**	1,394
		12,793	12,143
Income from non-financial assets			
Gain on disposal of operating fixed assets	4.2	**22,963**	53,016
Scrap sales		**5,032**	3,805
Others	30.1	**1,851**	4,738
		29,846	61,559
		42,639	73,702

30.1 This includes service income from Enhanced External Counter Pulsation (EECP) amounting to Rs. 1.84 million (2025: Rs. 4.45 million).

	Note	2026	2025
31. FINANCE COST		---------- (Rupees in '000) ----------	
Profit on:			
- Diminishing musharakah		**97,244**	71,861
- Musharakah running finance		**12,285**	9,224
Markup on lease liabilities	19.1.1	**11,509**	18,802
Markup on GIDC		**-**	166
Mark-up on Sindh Workers' Profit Participation Fund		**4,415**	525
		125,453	100,578
Bank charges and commission		**4,630**	1,767
		130,083	102,345
32. TAXATION			
Current - for the year		**461,688**	407,608
- prior year		**46,645**	(50,408)
Deferred		**44,854**	37,387
		553,187	394,587

32.1 Income tax assessments of the Company have been finalised up to and including the tax year 2025 under the self assessment scheme.

	Note	2026	2025
32.2 Relationship between income tax expense and accounting profit		---------- (Rupees in '000) ----------	
Profit before income tax		**1,251,441**	1,132,121
Tax at the enacted tax rate		**362,918**	328,315
Effect of super tax		**121,592**	103,907
Tax effects of:			
Prior period adjustment		**46,645**	(50,408)
Others		**22,032**	12,773
Income tax		**553,187**	394,587
33. EARNINGS PER SHARE			
Profit after taxation		**698,254**	737,534
		--------- Number of shares --------	
Weighted average number of ordinary shares in issue		**45,811,018**	45,811,018
Earnings per share - basic (Rupees)	33.1	**15.24**	16.10

33.1 There is no dilutive effect on basic earnings per share of the Company as at June 30, 2026 and June 30, 2025.

	Note	2026	2025
		---------- (Rupees in '000) ----------	
34. CASH GENERATED FROM OPERATIONS			
Profit before income tax		**1,251,441**	1,132,121
Adjustments of non cash and other items:			
Depreciation on operating fixed assets	4.4	**329,947**	237,552
Depreciation on right-of-use assets	4.6.1	**32,264**	37,094
Amortisation	5.1	**247**	586
Finance cost	31	**118,574**	83,543
Mark-up on lease liabilities	31	**11,509**	18,802
Provision for gratuity	17.1.6	**40,725**	43,060
Gain on disposal of operating fixed assets	4.2	**(22,963)**	(53,016)
Provision for slow moving and obsolete stock-in-trade	9.4	**11,449**	73,067
Allowance for expected credit loss	10.2 &12.1	**8,070**	(9,561)
Change in working capital	34.1	**(803,129)**	(422,933)
		978,134	1,140,315
34.1 Change in working capital			
(Increase) / decrease in current assets			
Stock-in-trade		**(383,186)**	(651,163)
Stores and spares		**(18,308)**	(6,937)
Trade debts		**(811,850)**	4,239
Loans and advances		**(6,384)**	14,606
Trade deposits, prepayments and other receivables		**(56,263)**	20,278
Short-term investment made		**-**	(16,838)
Sales tax refundable		**(1,073)**	9,626
		(1,277,064)	(626,189)
(Decrease) / Increase in current liabilities			
Trade and other payables		**490,094**	187,097
Sales tax payable		**(16,159)**	16,159
		473,935	203,256
		(803,129)	(422,933)

35. FINANCIAL RISK MANAGEMENT OBJECTIVES AND POLICIES

The main risks arising from the Company's financial instruments are credit risk, operational risk, liquidity risk and market risk (including return rate risk, currency risk and price risk). The Board of Directors reviews and agrees policies for managing each of these risks which are summarized below:

35.1 Credit risk

Credit risk is the risk which arises with the possibility that one party to a financial instrument will fail to discharge its obligation and cause the other party to incur a financial loss. Concentrations of credit risk arise when a number of counterparties are engaged in similar business activities or have similar economic features that would cause their ability to meet contractual obligations to be similarly affected by changes in economic, political or other conditions. Concentrations of credit risk indicate the relative sensitivity of the Company's performance to developments affecting a particular industry. The Company's management is regularly conducting detailed analysis on sectors.

35.1.1 Exposure to credit risk

The Company seeks to minimize the credit risk exposure through having exposures only to customers considered credit worthy. The maximum exposure to credit risk at the reporting date is:

	Note	2026	2025
		---------- (Rupees in '000) ----------	
Long-term deposits	8	**16,483**	16,483
Trade debts	10	**1,210,761**	401,020
Loans	7	**12,683**	14,085
Trade deposits and other receivables	12	**109,499**	63,471
Short-term investment	14	**16,838**	16,838
Bank balances	15	**98,288**	280,675
		1,464,552	792,572

The Company does not take into consideration the value of collateral while testing financial assets for impairment. The Company considers the credit worthiness of counterparties as part of its risk management.

Long-term deposits

This represents long term deposits under diminishing musharakah and with utility companies. The Company does not foresee any credit exposure there against as the amounts are paid to counterparty as per agreement and is refundable on termination of the agreement with respective counterparty.

Trade debts

The Company's exposure to credit risk arising from trade debtors is mainly influenced by the individual characteristics of each customer. Majority of the Company's sales are made against receipts in advance from customers. The Company has no major concentration of credit risk with any single customer. The majority of the trade customers have been transacting with the Company for several years. The Company establishes an allowance for impairment where it considers recoveries are not probable.

The information about the credit risk exposure on the Company's trade receivables as at June 30, 2026 and June 30, 2025 is disclosed in note 10.3 of these unconsolidated financial statements.

Loans

Loans to employees are not exposed to any material credit risk and are secured against the retirement benefits of the respective employees.

Trade deposits and other receivables

These represent deposits placed with various suppliers as per the terms of securing availability of services. The management does not expect to incur credit loss there against.

Bank balances

Cash is held only with reputable banks with high quality external credit rating assessed by external rating agencies. Following are the credit ratings of banks with which balances are held or credit lines available:

Banks	Rating agency	Rating	
		Short term	Long term
Al Baraka Bank (Pakistan) Limited	VIS	A-1	AA-
Askari Bank Limited	PACRA	A-1+	AA+
Bank Al Habib Limited	PACRA	A-1+	AAA
Bank Al Falah Limited - Islamic	PACRA	A-1+	AAA
Dubai Islamic Bank Pakistan Limited	VIS	A-1+	AA
Habib Bank Limited	VIS	A-1+	AAA
MCB Bank Limited	PACRA	A-1+	AAA
MCB Islamic Bank Limited	PACRA	A-1	A+
Meezan Bank Limited	VIS	A-1+	AAA
Allied Bank Limited	PACRA	A-1+	AAA
Bankislami Pakistan Limited	PACRA	A-1	AA-
Bank of Punjab	PACRA	A-1+	AA+
Habib Metro Bank Pakistan	PACRA	A-1+	AA+
First Habib Modaraba	PACRA	A-1+	AA+

35.1.2 Concentration of credit risk

Concentrations arise when a number of counterparties are engaged in similar business activities, or activities in the same geographical region, or have economic features that would cause their ability to meet contractual obligations to be similarly affected by changes in economic, political or other conditions. Concentrations indicate the relative sensitivity of the Company's performance to developments affecting a particular industry. In order to avoid excessive concentrations of risk, management focuses on the maintenance of a diversified portfolio. Identified concentrations of credit risks are controlled and managed accordingly. Management does not consider that it has any concentration of credit risk at the reporting date.

35.2 Liquidity risk

Liquidity risk is the risk that the company will not be able to meet its financial obligations as they fall due. The Company applies the prudent risk management policies by maintaining sufficient cash and bank balances and by keeping committed credit lines. The table below summarizes the maturity profile of the Company's financial liabilities at the following reporting dates:

	2026				
	Carrying amount	Contractual cashflows	upto one year	one to five years	More than five years
	(Rupees in '000)				
Long-term financing	844,741	(1,044,120)	(348,725)	(695,395)	-
Lease liabilities	48,347	(57,193)	(31,941)	(25,252)	-
Trade and other payables	1,535,577	(1,535,577)	(1,535,577)	-	-
Short term borrowings	150,866	(150,866)	(150,866)	-	-
Unclaimed dividend	729	(729)	(729)	-	-
	2,580,260	(2,788,485)	(2,067,838)	(720,647)	-

	2025				
	Carrying amount	Contractual cashflows	upto one year	one to five years	More than five years
	(Rupees in '000)				
Long-term financing	725,237	(920,082)	(279,195)	(640,887)	-
Lease liabilities	88,418	(108,773)	(51,581)	(57,192)	-
Trade and other payables	934,433	(934,433)	(934,433)	-	-
Unclaimed dividend	632	(632)	(632)	-	-
	1,748,720	(1,963,920)	(1,265,841)	(698,079)	-

The contractual cash flows relating to the above financial liabilities have been determined on the basis of mark-up rate effective as at June 30. The rate of mark-up has been disclosed in respective notes to these financial statements.

	July 01, 2025	Cash Flows	Non cash flow	June 30, 2026
35.2.1 Changes in liabilities from financing activities	**(Rupees in '000)**			
Long-term financing	**725,237**	**119,504**	**-**	**844,741**
Lease liabilities	**88,418**	**(51,580)**	**11,509**	**48,347**
Short term borrowings	**-**	**150,866**	**-**	**150,866**
Unclaimed dividend	**632**	**97**	**-**	**729**
	814,287	**218,887**	**11,509**	**1,044,683**

35.3 Market risk

Market risk is the risk that fair value of future cash flows will fluctuate because of changes in market prices. Market prices comprise three types of risks which includes interest rate risk, currency risk and other price risk, such as equity risk. There has been no change in the Company's exposure to market risk or the manner in which this risk is managed and measured.

35.3.1 Return rate risk

Return rate risk is the risk that the fair value or future cash flows of the financial instruments will fluctuate because of changes in the market return rates. The Company's return rate risk arises from long-term financing and bank deposits obtained with floating rates. All the borrowings of the Company are obtained and investments made in the functional currency.

At the reporting date, the return rate profile of Company's return-bearing financial instruments was:

	Note	2026	2025
		(Rupees in '000)	
Financial asset			
Local currency - savings accounts	15	**20,486**	217,283
Financial liabilities			
Long-term financing	18	**844,741**	725,237
Short term borrowings	22	**150,866**	-
		995,607	725,237

The Company analyses its return rate exposure on a regular basis by monitoring existing facilities against prevailing market return rates and taking into account various other financing options available.

The following figures demonstrate the sensitivity to a reasonably possible change in return rate, with all other variables held constant, of the Company's profit before tax:

	Increase / (decrease) in basis points	Effect on profit before tax (Rupees in '000)
2026		
Change in return rate	**+100**	9,751
Change in return rate	**-100**	(9,751)
2025		
Change in return rate	+100	5,080
Change in return rate	-100	(5,080)

35.3.2 Currency risk

Currency risk is the risk that the fair value or future cash flows of a financial instrument will fluctuate because of changes in foreign exchange rates.

Exposure to currency risk

The Company is exposed to currency risk on bank balances and trade creditors that are denominated in a currency other than the respective functional currency of the Company, primarily U.S. Dollar. The Company's exposure to foreign currency risk is as follows:

	2026			2025		
	Rupees	**US Dollars**	**Euro**	Rupees	US Dollars	Euro
	(Amounts in '000)					
Financial assets						
Bank balance	**73,215**	**262**	**-**	37,115	131	-
Financial liabilities						
Trade creditors	**(177,250)**	**(507)**	**(111)**	(44,051)	(155)	-
Net exposure	**(104,035)**	**(245)**	**(111)**	(6,936)	(24)	-

The following significant exchange rates applied during the year:

	Average rates		**Reporting date rates**	
	2026	2025	**2026**	2025
	(Rupees)			
US Dollar to PKR	**280.38**	279.98	**279.42**	283.76
Euro to PKR	**333.21**	303.72	**320.99**	336.55

Sensitivity analysis

A 10 percent strengthening / (weakening) of the Pak Rupee against the US Dollar at June 30, 2026 would have increased / (decreased) the profit by Rs. 17.73 million. This analysis assumes that all other variables, in particular return rates, remains constant and the analysis is performed on the same basis as done in prior year.

35.3.3 Equity price risk

The Company is not exposed to any equity price risk.

	Note	2026	2025
		---------- (Rupees in '000) ----------	
35.4 Categories of financial instruments			
35.4.1 Financial assets as per statement of financial position			
At amortised cost			
Trade debts	10	**1,210,761**	401,020
Cash and bank balances	15	**98,288**	280,675
Short-term investments	14	**16,838**	16,838
Trade deposits and other receivables	12	**109,499**	63,471
Long-term deposits	8	**16,483**	16,483
Loans	7	**12,683**	14,085
		1,464,552	792,572
35.4.2 Financial liabilities as per statement of financial position			
At amortised cost			
Long-term financing	18	**844,741**	725,237
Lease liabilities	19	**48,347**	88,418
Trade and other payables	21	**1,535,577**	934,433
Short term borrowings	22	**150,866**	-
Unclaimed dividend		**729**	632
		2,580,260	1,748,720

35.4.3 Fair values of financial assets and liabilities

Fair value is the price that would be received to sell an asset or paid to transfer a liability in an orderly transaction between market participants at the measurement date.

The carrying values of all financial assets and liabilities reflected in these unconsolidated financial statements approximate fair values.

The fair value of an asset or a liability is measured using the assumptions that market participants would use when pricing the asset or liability, assuming that market participants act in their economic best interest.

A fair value measurement of a non-financial asset takes into account a market participant's ability to generate economic benefits by using the asset in its highest and best use or by selling it to another market participant that would use the asset in its highest and best use.

The Company uses valuation techniques that are appropriate in the circumstances and for which sufficient data are available to measure fair value, maximising the use of relevant observable inputs and minimising the use of unobservable inputs.

The following table shows assets recognised at fair value, analyzed between those whose fair value is based on:

Level 1: Quoted prices in active markets for identical assets or liabilities,

Level 2: Those involving inputs other than quoted prices included in Level 1 that are observable for the asset or liability, either directly (as prices) or indirectly (derived from prices); and

Level 3: Those whose inputs for the asset or liability that are not based on observable market data (unobservable inputs).

35.5 Capital risk management

The primary objective of the Company's capital management is to maintain healthy capital ratios, strong credit rating and optimal capital structures in order to ensure ample availability of finance for its existing and potential investment projects, to maximize shareholders value and reduce the cost of capital.

The Company manages its capital structure and makes adjustment to it, in light of changes in economic conditions. In order to maintain or adjust the capital structure, the Company may adjust the amount of dividend paid to shareholders, return capital to shareholders or issue new shares.

The Company monitors capital using a gearing ratio, which is net debt divided by total capital plus net debt. Net debt is calculated as total loans and borrowings including any finance charges thereon, less cash and cash equivalents.

The gearing ratios as at June 30, 2026 and 2025 are as follows:

	Note	2026	2025
		---------- (Rupees in '000) ----------	
Long-term financing	18	**844,741**	725,237
Short term borrowings	22	**150,866**	-
Accrued profit	21	**12,363**	7,172
Total debt		**1,007,970**	732,409
Cash and bank balances	15	**(98,288)**	(280,675)
Net debt		**909,682**	451,734
Share capital	16	**458,111**	458,111
Reserves		**3,954,913**	3,347,253
Total capital		**4,413,024**	3,805,364
Capital and net debt		**5,322,706**	4,257,098
Gearing ratio		**17.09%**	10.61%

The Company finances its operations through equity, borrowings and management of its working capital with a view to maintaining an appropriate mix between various sources of finance to minimize risk.

36. CAPACITY AND PRODUCTION

The capacity and production of the Company's machines are indeterminable as these are multi-product and involve varying processes of manufacture.

37. SHARIAH DISCLOSURES UNDER CLAUSE VII OF PART I OF SCHEDULE IV OF THE COMPANIES ACT, 2017

	Note	2026	2025
		---------- (Rupees in '000) ----------	
Unconsolidated statement of financial position - Liability side			
i) Long-term financing as per Islamic mode	18	**844,741**	725,237
ii) Mark up accrued on Islamic loan	21	**12,363**	7,172
iii) Short-term borrowing as per Islamic mode	22	**150,866**	-
Unconsolidated statement of financial position - Asset side			
i) Long term and short term investments that are Shariah compliant	14 & 6	**316,838**	316,838
ii) Shariah-compliant bank deposits and bank balances	15	**96,775**	276,907
Unconsolidated statement of profit or loss			
i) Revenue earned from Shariah-compliant business segment	25	**11,731,856**	9,914,318
ii) Break-up of late payments or liquidated changes		**-**	-
iii) Gain or loss on dividend earned on Shariah compliant investments		**-**	-
iv) Profit earned from Shariah compliant bank deposits	30	**11,759**	10,749
v) Profit earned from Shariah compliant TDRs	30	**1,034**	1,394
vi) Loss from foreign exchange	29	**(2,695)**	(1,011)
vii) Exchange gains earned using conventional derivative financial instruments		**-**	-
viii) Profit paid on islamic mode of financing		**104,339**	73,913
ix) Total Interest earned on any conventional loan or advance		**-**	-
Break-up of Other income excluding profits in bank deposits and TDRs			
Shariah compliant Income			
i) Sale of scrap material	30	**5,032**	3,805
ii) Gain on disposal of property, plant and equipment	30	**22,963**	53,016
iii) Others	30	**1,851**	4,738

37.1 Relationship with Shariah-compliant financial institutions

Islamic banks

The Company has facilities with Al Baraka Pakistan Limited , Bank Islami Pakistan Limited, Bank Al Falah Limited, Habib Metropolitan Limited and Meezan Bank Limited for letter of credit, letter of guarantee, murabaha / musawamah / running musharakah / istisnah, and shipping guarantee amounting to 1,400 million, 175 million, 1,150 million, and 500 million.

Window Takaful Operators

The Company has facilities with EFU General Insurance Limited for vehicles insurance and Jubilee Life Insurance Company Limited for health insurance.

38. TRANSACTIONS WITH RELATED PARTIES

38.1 Related parties of the Company comprises of associate, directors, key management personnel, staff provident fund and a subsidiary. Details of transactions with related parties during the year, other than those which have been disclosed elsewhere in these unconsolidated financial statements are as follows:

Key management personnel are those persons having authority and responsibility for planning, directing and controlling the activities of the Company. The Company considers its Chief Executive Officer, Chief Financial Officer, Company Secretary, Non-Executive Directors and departmental heads to be its key management personnel. There are no transactions with key management personnel other than their terms of employment / entitlement.

		2026	2025
		---------- (Rupees in '000) ----------	
Relationship with the Company	**Nature of transactions**		
Key Management Personnel	Dividend	**59,079**	85,638
	Short term benefits	**88,393**	66,038
	Retirement benefits	**3,594**	3,145
Non-Executive Directors	Fee for attending meetings	**925**	650
Staff retirement fund	Contribution paid	**86,506**	72,937
Misbah Cosmetics (Private) Limited - subsidiary company	Purchases	**2,235**	2,850
	Payments	**2,259**	1,628
	Payable	**1,198**	1,222

38.2 The following are the related parties with whom the Company had entered into transactions or had agreements and / or arrangements in place during the year:

Name of the related party	Percentage of shareholding in the Company	Basis of relationship
Misbah Cosmetics (Private) Limited	N/a	Subsidiary Company
Asif Misbah	32.22%	Director
Swaleh Misbah Khan	32.20%	Director
Syed Naveed Rizvi	-	Key Management Personnel
Asif Javed	-	Key Management Personnel
Sheikh Muhammed Waseem	-	Director
Ms. Masarrat Misbah	0.66%	Director
Muhammad Ather Sultan	-	Director
Jawwad Ahmed Farid	-	Director
Perwez Ahmed	-	Director

38.3 The Company carries out transactions with related parties at commercial terms and conditions as per the Company's policy.

39. REMUNERATION OF CHIEF EXECUTIVE, DIRECTORS AND EXECUTIVES

	Chief Executive		Executive Directors		Executive		Total	
	2026	2025	2026	2025	2026	2025	2026	2025
	(Rupees in '000)							
Managerial remuneration	**37,090**	37,242	**35,640**	21,938	**745,945**	463,969	**818,675**	523,149
Bonus	**-**	-	**-**	-	**18,220**	-	**18,220**	-
Perquisites	**196**	81	**178**	1,591	**6,135**	1,556	**6,509**	3,228
Retirement benefits	**1,793**	2,126	**1,801**	1,019	**61,668**	33,988	**65,262**	37,133
Other benefits	**7,737**	3,289	**7,552**	1,897	**75,174**	61,105	**90,463**	66,291
	46,816	42,738	**45,171**	26,445	**907,142**	560,618	**999,129**	629,801
Number of persons	**1**	1	**1**	1	**126**	105	**128**	107

39.1 The Chief Executive, Directors and Executives are also provided with free use of Company maintained cars as per the terms of their employment.

39.2 The non-executive directors are not entitled to any remuneration except meeting fee as disclosed in note 38.1.

39.3 As per the Act, an executive means an employee, other than the chief executive and director, whose salary exceeds twelve hundred thousand rupees in a financial year.

40. NUMBER OF PERSONS EMPLOYED

The detail of number of employees are as follows:

	2026	2025
	---------- (Number) ----------	
Number of employees as at June 30		
- factory	**503**	485
- office	**946**	762
	1,449	1,247
Average number of employees during the year		
- factory	**486**	474
- office	**850**	729
	1,336	1,203

41. EVENTS AFTER THE END OF THE REPORTING DATE

The Board of Directors in its meeting held on has proposed a final cash dividend of NIL per share (2025: Rs. 2.00) in respect of the year ended June 30, 2026. The financial statements for the year ended June 30, 2026 do not include the effect of proposed dividend amounting to NIL (2025: Rs. 91.62 million) which will be accounted for in the financial statements for the year ending June 30, 2027.

42. DATE OF AUTHORISATION FOR ISSUE

These financial statements were authorized for issue on September 22, 2026 by the Board of Directors of the Company.

CHIEF FINANCIAL OFFICER **CHIEF EXECUTIVE** **DIRECTOR**

CONSOLIDATED FINANCIAL STATEMENTS

FOR THE YEAR ENDED JUNE 30, 2026

pwc A·F·FERGUSON&Co.

INDEPENDENT AUDITOR'S REPORT

To the members of Macter International Limited

Opinion

We have audited the annexed consolidated financial statements of Macter International Limited and its subsidiary (the Group), which comprise the consolidated statement of financial position as at June 30, 2026, and the consolidated statement of profit or loss, the consolidated statement of comprehensive income, the consolidated statement of changes in equity and the consolidated statement of cash flows for the year then ended, and notes to the consolidated financial statements, including material accounting policy information and other explanatory information.

In our opinion, consolidated financial statements give a true and fair view of the consolidated financial position of the Group as at June 30, 2026, and of its consolidated financial performance and its consolidated cash flows for the year then ended in accordance with the accounting and reporting standards as applicable in Pakistan.

Basis for Opinion

We conducted our audit in accordance with International Standards on Auditing (ISAs) as applicable in Pakistan. Our responsibilities under those standards are further described in the Auditor's Responsibilities for the Audit of the Consolidated Financial Statements section of our report. We are independent of the Group in accordance with the International Ethics Standards Board for Accountants' Code of Ethics for Professional Accountants as adopted by the Institute of Chartered Accountants of Pakistan (the Code) and we have fulfilled our other ethical responsibilities in accordance with the Code. We believe that the audit evidence we have obtained is sufficient and appropriate to provide a basis for our opinion.

Key Audit Matter

Key audit matters are those matters that, in our professional judgment, were of most significance in our audit of the consolidated financial statements of the current period. These matters were addressed in the context of our audit of the consolidated financial statements as a whole, and in forming our opinion thereon, and we do not provide a separate opinion on these matters.

A212

A. F. FERGUSON & CO., Chartered Accountants, a member firm of the PwC network, State Life Building No. 1-C, I. I. Chundrigar Road, P.O. Box 4716, Karachi-74000, Pakistan
Tel: +92 (21) 32426682-6/32426711-5; Fax: +92 (21) 32415007

www.pwc.com/pk

• KARACHI • LAHORE • ISLAMABAD

pwc A·F·FERGUSON&Co.

Following is the Key Audit Matter:

S. No.	Key audit matter	How the matter was addressed in our audit
(i)	**Revenue from contracts with customers** ***(Refer notes 3.20 & 25 to the consolidated financial statements)*** The Group's revenue is generated from sales of pharmaceutical and cosmetic products. The Group recognised revenue of Rs. 12.17 billion from the sale of goods to domestic as well as export customers during the year ended June 30, 2026. As part of our overall response to the audit risks when identifying and assessing the risks in revenue recognition, we considered that there is an inherent risk that revenue may be overstated as it is a key performance measure, which could create an incentive or pressure on the Group's management to meet targets. Further, we have focused our audit activities over the revenue recognised near to year end as there was a high risk that the revenue may be recorded before the control of goods is transferred to the customer and in an incorrect accounting period. Moreover, for pharmaceutical goods, revenue recognition includes determination of sales prices in accordance with the regulated price regime of the Government. Based on the above and considering growth in revenue during the year, we considered this as a key audit matter.	Our audit procedures included the following: • obtained an understanding of the Group's process with respect to revenue recognition and tested design and operating effectiveness of controls relevant to such process; • for pharmaceutical goods, obtained an understanding of pricing mechanism of Drug Regulatory Authority of Pakistan (DRAP) and tested, on sample basis, selling prices of regulated pharmaceutical products; • inspected contracts with customers on a sample basis to obtain an understanding of contract terms particularly relating to timing of transfer of control of goods and assessed the appropriateness of the Company's accounting policies for recognition of revenue with reference to the requirements of the prevailing accounting standards; • performed substantive audit procedures over revenue transactions along with the examination of related supporting documents, on sample basis; • performed cut-off procedures by agreeing sample of revenue transactions occurred on and around the year end to the evidence of deliveries; and • assessed the adequacy of related disclosures in accordance with the applicable financial reporting framework.

pwc A·F·FERGUSON&Co.

Information Other than the Unconsolidated and Consolidated Financial Statements and Auditor's Report Thereon

Management is responsible for the other information. The other information comprises the information included in the annual report, but does not include the consolidated and unconsolidated financial statements and our auditor's reports thereon.

Our opinion on the consolidated financial statements does not cover the other information and we do not express any form of assurance conclusion thereon.

In connection with our audit of the consolidated financial statements, our responsibility is to read the other information and, in doing so, consider whether the other information is materially inconsistent with the consolidated financial statements or our knowledge obtained in the audit or otherwise appears to be materially misstated. If, based on the work we have performed, we conclude that there is a material misstatement of this other information, we are required to report that fact. We have nothing to report in this regard.

Responsibilities of Management and Board of Directors for the Consolidated Financial Statements

Management is responsible for the preparation and fair presentation of the consolidated financial statements in accordance with accounting and reporting standards as applicable in Pakistan and Companies Act, 2017 (XIX of 2017) and for such internal control as management determines is necessary to enable the preparation of consolidated financial statements that are free from material misstatement, whether due to fraud or error.

In preparing the consolidated financial statements, management is responsible for assessing the Group's ability to continue as a going concern, disclosing, as applicable, matters related to going concern and using the going concern basis of accounting unless management either intends to liquidate the Group or to cease operations, or has no realistic alternative but to do so.

Board of Directors is responsible for overseeing the Group's financial reporting process.

Auditor's Responsibilities for the Audit of the Consolidated Financial Statements

Our objectives are to obtain reasonable assurance about whether the consolidated financial statements as a whole are free from material misstatement, whether due to fraud or error, and to issue an auditor's report that includes our opinion. Reasonable assurance is a high level of assurance, but is not a guarantee that an audit conducted in accordance with ISAs as applicable in Pakistan will always detect a material misstatement when it exists. Misstatements can arise from fraud or error and are considered material if, individually or in the aggregate, they could reasonably be expected to influence the economic decisions of users taken on the basis of these consolidated financial statements.

As part of an audit in accordance with ISAs as applicable in Pakistan, we exercise professional judgment and maintain professional skepticism throughout the audit. We also:

- Identify and assess the risks of material misstatement of the consolidated financial statements, whether due to fraud or error, design and perform audit procedures responsive to those risks, and obtain audit evidence that is sufficient and appropriate to provide a basis for our opinion. The risk of not detecting a material misstatement resulting from fraud is higher than for one resulting from error, as fraud may involve collusion, forgery, intentional omissions, misrepresentations, or the override of internal control.

- Obtain an understanding of internal control relevant to the audit in order to design audit procedures that are appropriate in the circumstances, but not for the purpose of expressing an opinion on the effectiveness of the Group's internal control.

AHV

pwc A·F·FERGUSON&Co.

- Evaluate the appropriateness of accounting policies used and the reasonableness of accounting estimates and related disclosures made by management.

- Conclude on the appropriateness of management's use of the going concern basis of accounting and, based on the audit evidence obtained, whether a material uncertainty exists related to events or conditions that may cast significant doubt on the Group's ability to continue as a going concern. If we conclude that a material uncertainty exists, we are required to draw attention in our auditor's report to the related disclosures in the consolidated financial statements or, if such disclosures are inadequate, to modify our opinion. Our conclusions are based on the audit evidence obtained up to the date of our auditor's report. However, future events or conditions may cause the Group to cease to continue as a going concern.

- Evaluate the overall presentation, structure and content of the consolidated financial statements, including the disclosures, and whether the consolidated financial statements represent the underlying transactions and events in a manner that achieves fair presentation.

- Obtain sufficient appropriate audit evidence regarding the financial information of the entities or business activities within the Group to express an opinion on the consolidated financial statements. We are responsible for the direction, supervision and performance of the group audit. We remain solely responsible for our audit opinion.

We communicate with the Board of Directors regarding, among other matters, the planned scope and timing of the audit and significant audit findings, including any significant deficiencies in internal control that we identify during our audit.

We also provide the Board of Directors with a statement that we have complied with relevant ethical requirements regarding independence, and to communicate with them all relationships and other matters that may reasonably be thought to bear on our independence, and where applicable, related safeguards.

From the matters communicated with the Board of Directors, we determine those matters that were of most significance in the audit of the consolidated financial statements of the current period and are therefore the key audit matters. We describe these matters in our auditor's report unless law or regulation precludes public disclosure about the matter or when, in extremely rare circumstances, we determine that a matter should not be communicated in our report because the adverse consequences of doing so would reasonably be expected to outweigh the public interest benefits of such communication.

The engagement partner on the audit resulting in this independent auditor's report is Azhar Hussain.

A F Ferguson & Co.

A. F. Ferguson & Co.
Chartered Accountants
Karachi

Date: October 6, 2026

UDIN: AR202610290du317Caog

CONSOLIDATED STATEMENT OF FINANCIAL POSITION
AS AT JUNE 30, 2026

	Note	2026	2025
ASSETS		---------- (Rupees in '000) ----------	
NON-CURRENT ASSETS			
Property, plant and equipment	4	**2,986,851**	2,672,819
Intangible assets	5	**43,063**	42,480
Long-term loans	6	**4,759**	7,327
Long-term deposits	7	**19,534**	19,415
Deferred taxation - net		**-**	29,039
		3,054,207	2,771,080
CURRENT ASSETS			
Stock-in-trade	8	**3,052,801**	2,648,835
Stores and spares		**31,910**	25,051
Trade debts	9	**1,235,832**	508,617
Loans and advances	10	**246,001**	260,121
Trade deposits, prepayments and other receivables	11	**115,430**	65,558
Refunds due from Government - sales tax		**22,219**	2,962
Taxation - net	12	**50,280**	35,671
Short-term investments	13	**16,838**	16,838
Cash and bank balances	14	**109,789**	288,605
		4,881,100	3,852,258
TOTAL ASSETS		**7,935,307**	6,623,338
EQUITY AND LIABILITIES			
SHARE CAPITAL AND RESERVES			
Authorised share capital			
65,000,000 (2025: 65,000,000) ordinary shares of Rs 10/- each		**650,000**	650,000
Issued, subscribed and paid-up capital	15	**458,111**	458,111
Capital reserve		**1,225,860**	1,225,860
Revenue reserve - accumulated profit		**2,505,353**	1,916,579
Equity attributable to the owner's of the Holding Company		**4,189,324**	3,600,550
Non controlling interest		**9,724**	13,984
		4,199,048	3,614,534
NON-CURRENT LIABILITIES			
Deferred liabilities	16	**337,416**	306,283
Long-term financing	17	**617,761**	563,510
Lease liabilities	18	**23,620**	48,347
Deferred taxation - net	19	**23,407**	-
		1,002,204	918,140
CURRENT LIABILITIES			
Trade and other liabilities	20	**2,070,259**	1,593,443
Short-term borrowings	21	**290,700**	169,941
Current portion of long-term financing	17	**261,990**	200,927
Current portion of lease liabilities	18	**24,727**	40,071
Provision for Gas Infrastructure Development Cess	22	**85,650**	85,650
Unclaimed dividend		**729**	632
		2,734,055	2,090,664
TOTAL LIABILITIES		**3,736,259**	3,008,804
CONTINGENCIES AND COMMITMENTS	23		
TOTAL EQUITY AND LIABILITIES		**7,935,307**	6,623,338

The annexed notes from 1 to 42 form an integral part of these consolidated financial statements.

CHIEF FINANCIAL OFFICER	CHIEF EXECUTIVE	DIRECTOR

CONSOLIDATED STATEMENT OF PROFIT OR LOSS
FOR THE YEAR ENDED JUNE 30, 2026

	Note	2026	2025
		---------- (Rupees in '000) ----------	
Revenue from contracts with customers	25	**12,169,098**	10,359,936
Cost of sales	26	**(6,249,182)**	(5,633,019)
Gross profit		**5,919,916**	4,726,917
Selling and distribution expenses	27	**(3,586,854)**	(2,763,531)
Administrative expenses	28	**(883,533)**	(678,845)
(Charge) / reversal on loss allowance on trade debts and trade deposits	9.2 & 11.1	**(1,582)**	10,115
Other expenses	29	**(110,039)**	(98,154)
Other income	30	**42,639**	79,548
Operating profit		**1,380,547**	1,276,050
Finance cost	31	**(146,601)**	(134,678)
Profit before income tax		**1,233,946**	1,141,372
Income tax	32	**(558,773)**	(354,439)
Profit after taxation		**675,173**	786,933
		---------- (Rupees) ----------	
Earnings per share - basic and diluted	33	**14.83**	16.95
		--------- (Rupees in '000) ----------	
Attributable to:			
Owners of the Holding Company		**679,420**	776,429
Non-controlling interest		**(4,247)**	10,504
		675,173	786,933

The annexed notes from 1 to 42 form an integral part of these consolidated financial statements.

CHIEF FINANCIAL OFFICER	CHIEF EXECUTIVE	DIRECTOR

CONSOLIDATED STATEMENT OF OTHER COMPREHENSIVE INCOME
FOR THE YEAR ENDED JUNE 30, 2026

	Note	2026	2025
		---------- (Rupees in '000) ----------	
Profit after taxation		**675,173**	786,933
Other comprehensive income / (loss):			
Items that will not be reclassified subsequently to statement of profit or loss			
Actuarial gain / (loss) on remeasurement of defined benefit plans	16.1.6	**1,540**	(3,347)
Related deferred tax		**(577)**	1,136
		963	(2,211)
Total comprehensive income for the year		**676,136**	784,722
Attributable to:			
Owners of the Holding Company		**680,396**	774,461
Non-controlling interest		**(4,260)**	10,261
		676,136	784,722

The annexed notes from 1 to 42 form an integral part of these consolidated financial statements.

CHIEF FINANCIAL OFFICER | CHIEF EXECUTIVE | DIRECTOR

CONSOLIDATED STATEMENT OF CHANGES IN EQUITY
FOR THE YEAR ENDED JUNE 30, 2026

	Issued, subscribed and paid-up share capital	Reserves			Non Controlling Interest	Total
		Capital reserves	Revenue reserves	Total reserves		
		Share Premium	Accumulated profit			
	(Rupees in '000)					
Balance as at July 01, 2024	458,111	1,225,860	1,270,389	2,496,249	3,723	2,958,083
Profit after taxation	-	-	776,429	776,429	10,504	786,933
Other comprehensive loss for the year	-	-	(1,968)	(1,968)	(243)	(2,211)
Total comprehensive income for the year	-	-	774,461	774,461	10,261	784,722
Transactions with owners						
Final cash dividend @ Rs. 1.00 per share for the year ended June 30, 2024	-	-	(45,811)	(45,811)	-	(45,811)
Interim cash dividend @ Rs. 1.80 per share for the year ended June 30, 2025	-	-	(82,460)	(82,460)	-	(82,460)
Balance as at June 30, 2025	458,111	1,225,860	1,916,579	3,142,439	13,984	3,614,534
Balance as at July 01, 2025	**458,111**	**1,225,860**	**1,916,579**	**3,142,439**	**13,984**	**3,614,534**
Profit after taxation	**-**	**-**	**679,420**	**679,420**	**(4,247)**	**675,173**
Other comprehensive income / (loss) for the year	**-**	**-**	**976**	**976**	**(13)**	**963**
Total comprehensive income / (loss) for the year	**-**	**-**	**680,396**	**680,396**	**(4,260)**	**676,136**
Transactions with owners						
Final cash dividend @ Rs. 2.00 per share for the year ended June 30, 2026	**-**	**-**	**(91,622)**	**(91,622)**	**-**	**(91,622)**
Balance as at June 30, 2026	**458,111**	**1,225,860**	**2,505,353**	**3,731,213**	**9,724**	**4,199,048**

The annexed notes from 1 to 42 form an integral part of these consolidated financial statements.

CHIEF FINANCIAL OFFICER **CHIEF EXECUTIVE** **DIRECTOR**

CONSOLIDATED STATEMENT OF CASH FLOWS
FOR THE YEAR ENDED JUNE 30, 2026

	Note	2026	2025
		---------- (Rupees in '000) ----------	
CASH FLOWS FROM OPERATING ACTIVITIES			
Cash generated from operations	34	**1,053,942**	1,118,216
Financial charges paid		**(132,550)**	(106,731)
Income tax paid		**(521,513)**	(343,528)
Gratuity paid	16.1	**(19,446)**	(10,216)
Long-term loans receipt / (extended)		**2,568**	(5,498)
Long-term deposits paid		**(119)**	(82,215)
Advance received against motor vehicle		**5,652**	1,751
Net cash generated from operating activities		**388,534**	571,779
CASH FLOWS FROM INVESTING ACTIVITIES			
Additions to property, plant and equipment		**(689,656)**	(872,261)
Proceeds from disposal of operating fixed assets	4.2	**33,498**	74,138
Addition to intangible asset		**(4,160)**	-
Net cash used in investing activities		**(660,318)**	(798,123)
CASH FLOWS FROM FINANCING ACTIVITIES			
Dividend paid		**(91,525)**	(128,271)
Short-term borrowings obtained		**325,645**	224,887
Short-term borrowings repaid		**(204,886)**	(159,946)
Long-term financing obtained		**354,303**	573,873
Long term financing repaid		**(238,989)**	(135,920)
Principal portion of lease liabilities paid		**(51,580)**	(47,347)
Net cash generated from financing activities		**92,968**	327,276
Net (decrease) / increase in cash and cash equivalent		**(178,816)**	100,932
Cash and cash equivalents at the beginning of the year		**288,605**	187,673
Cash and cash equivalents at the end of the year	14	**109,789**	288,605

The annexed notes from 1 to 42 form an integral part of these consolidated financial statements.

CHIEF FINANCIAL OFFICER **CHIEF EXECUTIVE** **DIRECTOR**

NOTES TO THE CONSOLIDATED FINANCIAL STATEMENTS
FOR THE YEAR ENDED JUNE 30, 2026

1. THE GROUP AND ITS OPERATIONS

The Group consist of Macter International Limited ("Holding Company") and Misbah Cosmetics (Private) Limited ("Subsidiary Company"). Brief profile of the Holding Company and the Subsidiary Company is given below:

1.1 Macter International Limited

1.1.1 The Holding Company was incorporated in Pakistan in 1992 as a private limited company under the repealed Companies Ordinance, 1984 (now Companies Act, 2017) and was converted into a public limited company in 2011. Effective from August 01, 2017 the Company has been listed on Pakistan Stock Exchange Limited.

1.1.2 The geographical locations and addresses of the Holding Company's business units, including plants are as under:

- The Holding Company's manufacturing plants are located at F-216, S.I.T.E., Karachi and E-40/A, S.I.T.E., Karachi,

- The Holding Company's commercial offices are located at Bungalow No # 44-H, PECHS Block 6, Karachi and House No # NA-300, New Town, Nawaz Sharif Park, Rawalpindi, and

- The warehouses of the Holding Company are situated at Plot No # F-217 & 217-A, S.I.T.E., Karachi.

1.1.3 The principal activity of the Holding Company is to manufacture and market pharmaceutical products. The registered office of the company is situated at F-216, S.I.T.E., Karachi.

1.2 Misbah Cosmetics (Private) Limited

1.2.1 The Subsidiary Company is a private limited company incorporated in Pakistan on June 09, 2014 under the Companies Ordinance, 1984. The geographical location and registered office of the company is situated at F-216, S.I.T.E., Karachi.

1.2.2 The principal activity of the Subsidiary Company is selling and distribution of cosmetic products in Pakistan.

1.3 These financial statements denote the consolidated financial statements of the Group. Unconsolidated financial statements of the Holding Company and its subsidiary have been presented separately.

2. BASIS OF PREPARATION

2.1 Statement of compliance

These consolidated financial statements have been prepared in accordance with the accounting and reporting standards as applicable in Pakistan. The accounting and reporting standards applicable in Pakistan comprise of:

- IFRS Accounting Standards issued by the International Accounting Standards Board (IASB) as notified under the Companies Act, 2017; and

- Provisions of, directives and notifications issued under the Companies Act, 2017.

Where provisions of, directives and notifications issued under the Companies Act, 2017 differ from the IFRS Accounting Standards, the provisions of, directives and notifications issued under the Companies Act, 2017, have been followed.

2.2 Basis of consolidation

The Subsidiary Company is a entity over which the Group has control. Control is achieved when the group is exposed, or has rights, to variable returns from its involvement with the investee and has ability to affect those returns through its power over the investee. Generally, there is presumption that a majority of voting rights result in control.

The Group re-assess whether or not it controls an investee if facts and circumstances indicate that there are changes to one or more elements of control.

The Subsidiary Company is consolidated from the date on which the Group obtains control, and continue to be consolidated until the date when such control ceases. Income and expenses of a subsidiary acquired or disposed off during the year are included in profit or loss from the date the Group gains control until the date the Group ceases to control the subsidiary.

The financial statements of the Subsidiary Company are prepared for the same reporting period as the Holding Company, using consistent accounting policies. The accounting policies of the Subsidiary Company have been changed to conform with accounting policies of the Holding Company, where required.

If the business combination is achieved in stages, the acquisition date carrying value of the acquirer's previously held equity interest in the acquiree is remeasured to fair value at the acquisition date; any gains or losses arising from such remeasurement are recognised in profit or loss.

Identifiable assets acquired, liabilities assumed and contingent liabilities assumed in a business combination are measured initially at their fair values at the acquisition date, irrespective of the extent of any non-controlling interest. The excess of cost of acquisition is recorded as goodwill, however, if the cost of acquisition is less than fair value of the net assets of the subsidiary acquired, the difference is recognised directly in the profit or loss.

After initial recognition, goodwill is measured at cost less accumulated impairment losses, if any. For the purposes of impairment testing, goodwill acquired in a business combination is, on the acquisition date, allocated to each of the Group’s cash generating units that are expected to benefit from the combination. Goodwill is tested annually or whenever there is an indication of impairment exists. Impairment loss in respect of goodwill is recognised in consolidated statement of profit or loss and is not reversed in future periods.

The assets, liabilities, income and expenses of the Subsidiary Company are consolidated on a line by line basis and carrying value of investments held by the Holding Company is eliminated against the Subsidiary Company's shareholders’ equity in the consolidated financial statements.

All intra-group balances, transactions and unrealised gains and losses resulting from intra-group transactions and dividends within the Group are eliminated in full.

Non-controlling interest (NCI) is that part of the net results of operations and of net assets of subsidiary attributable interest which are not owned by the Group. The Group measures NCI on proportionate basis of the net assets of Subsidiary Company.

When the ownership of a subsidiary is less than hundred percent, a NCI exists. The NCI is allocated its share of the total comprehensive income for the year, even if that results in a deficit balance.

A change in the ownership interest of a Subsidiary Company, without a loss of control, is accounted for as an equity transaction. If the Group loses control over a subsidiary, it derecognises the assets (including goodwill) and liabilities of the subsidiary, carrying amount of any NCI, cumulative translation differences recognised in other comprehensive income, and recognises fair value of consideration received, any investment retained, surplus or deficit in profit and loss, and reclassifies the Holding Company share of components previously recognised in other comprehensive income to profit and loss account or retained earnings, as appropriate.

2.2.1 Non-controlling interest in the Subsidiary Company has been calculated as follows:

	2026	2025
	---------- (Rupees in '000) ----------	
Non-current assets	**74,620**	77,304
Current assets	**209,364**	276,638
Non-current liabilities	**(46,605)**	(47,522)
Current liabilities	**(189,141)**	(237,742)
Net assets	**48,238**	68,678
Share of NCI @ 20.16% (2025: 20.16%)	**9,724**	13,845

2.3 Functional and presentation currency

These consolidated financial statements are presented in Pakistani Rupees which is the Group's functional and presentation currency and figures are rounded off to the nearest thousand of Rupees.

2.4 Changes in accounting standards, interpretations and pronouncements

a) Amendments to approved accounting standards that are effective

There are certain amendments to the approved accounting and reporting standards which are mandatory for the Group's annual accounting period which began on July 1, 2025. However, these do not have any significant impact on the Group’s financial statements and therefore are not stated in these consolidated financial statements.

b) Standards amendments and improvement to approved accounting and reporting standards that are not yet effective

There are certain other new standards, amendments and improvements to approved accounting and reporting standards that are mandatory for the Group's accounting periods beginning on or after July 1, 2026 but are not considered to be relevant or will not have any significant effect on the Group's operations and therefore are not detailed in these consolidated financial statements, except for the following:

IFRS 18 'Presentation and Disclosure in Financial Statements' (IFRS 18)
(effective for accounting periods beginning on or after January 1, 2027):

A new standard on presentation and disclosure in financial statements, with a focus on updates to the statement of profit or loss is being introduced. The key new concepts introduced in IFRS 18 relate to:

- the structure of the statement of profit or loss;
- required disclosures in the financial statements for certain profit or loss performance measures that are reported outside an entity's financial statements (that is, management-defined performance measures); and
- enhanced principles on aggregation and disaggregation which apply to the primary financial statements and notes in general.

Amendment to IFRS 9 and IFRS 7 - Classification and Measurement of Financial Instruments
(effective for accounting periods beginning on or after January 1, 2026):

These amendments:

- clarify the requirements for the timing of recognition and derecognition of some financial assets and liabilities, with a new exception for some financial liabilities settled through an electronic cash transfer system;
- clarify and add further guidance for assessing whether a financial asset meets the solely payments of principal and interest (SPPI) criterion;
- add new disclosures for certain instruments with contractual terms that can change cashflows (such as some instruments with features linked to the achievement of Environment, Social and Governance (ESG) targets); and
- make updates to the disclosures for equity instruments designated at Fair Value through Other Comprehensive Income (FVOCI).

The management is in process of assessing the impact of above changes.

Other than above, there are standards and certain amendments to accounting standards that are not yet effective and have not been early adopted by the Group. Such standards and amendments are not expected to have any significant impact on the Group's financial reporting and, therefore, have not been presented in these financial statements.

2.5 Critical accounting judgements, estimates and assumptions

The preparation of the consolidated financial statements in conformity with approved accounting standards, as applicable in Pakistan, requires the management to make judgement, estimates and assumptions that affect the application of policies and the reported amounts of revenues, expenses, assets and liabilities and accompanying disclosures.

Uncertainty about these assumptions and estimates could result in outcomes that require a material adjustment to the carrying amount of assets or liabilities affected in future periods. The estimates and associated assumptions are based on historical experience and various other factors that are believed to be reasonable under the circumstances, the results of which form the basis of making judgements about the carrying values of assets and liabilities that are not readily apparent from other sources. Actual results may differ from these estimates.

Estimates, assumptions and judgements are reviewed on an ongoing basis. Revisions to accounting estimates are recognised in the period in which the estimate is revised if the revision affects only that period, or in the period of the revision and future periods if the revision affects both current and future periods.

In the process of applying the accounting policies, management has made the following estimates and judgements which are significant to the consolidated financial statements:

	Notes
- Useful life of property, plant and equipment	3.1 & 4.1
- Net realisable value of stock in trade	3.5 & 8.1
- Impairment of financial and non-financial assets	3.12, 9.2 & 11.1
- Taxation and deffered taxation	3.24 & 19
- Valuation of employee retirement benefits	3.13 & 16.1
- Lease Liability and Right-of-use assets	3.2, 18 & 4.6
- Contingencies	3.18 & 23
- Assets and liabilities arising from rights of return	3.21 & 20

3. MATERIAL ACCOUNTING POLICY INFORMATION

The material accounting policies applied in the preparation of these consolidated financial statements are set out below. These policies have been consistently applied to all the years presented unless otherwise disclosed or specified.

3.1 Property, plant and equipment

Operating fixed assets

These are stated at cost less accumulated depreciation and impairment loss, if any, except for leasehold land which are stated at cost less impairment loss, if any.

Depreciation is charged to the statement of profit or loss applying the reducing balance method at the rates specified in note 4.1 to the consolidated financial statements. Depreciation on additions is charged from the month asset is available for use and in case of disposal upto the preceding month of disposal.

Maintenance and repairs are charged to statement of profit or loss as and when incurred. Major renewals and improvements are capitalized when it is probable that respective future economic benefits will flow to the Group and the assets so replaced, if any, are retired.

Gains or losses on disposals of property, plant and equipment, if any, are recognized in consolidated statement of profit or loss.

The assets residual values, and useful lives are reviewed and adjusted if appropriate, at each financial year end.

Capital work-in-progress

These are stated at cost less impairment, if any, and represent expenditures incurred and advances made in respect of specific assets during the construction / installation year. These are transferred to relevant operating fixed assets as and when assets are available for use.

3.2 Lease liability and Right-of-use assets

The Group, as a lessee, has recognised right-of-use assets representing its right to use the underlying assets and lease liabilities representing its obligations to make lease payments.

At inception of a contract, the Group assesses whether a contract is, or contains a lease if the contract conveys a right to control the use of an identified asset for a period of time in exchange for consideration. The Group mainly leases properties for its operations. The Group recognizes a right-of-use asset and lease liability at the lease commencement date. The right-of-use asset is initially measured at cost, and subsequently at cost less any accumulated depreciation and impairment losses if any, and adjusted for certain remeasurements of the lease liability. The right-of-use asset is depreciated using the straight line method over the shorter of the lease term and the asset's useful life. The estimated useful lives of assets are determined on the same basis as that for owned assets. In addition, the right-of-use asset is periodically reduced by impairment losses, if any.

The lease liability is initially measured at the present value of the lease payments that are not paid at the commencement date discounted using the interest rate implicit in the lease or if that rate cannot be readily determined, the entity's incremental borrowing rate being the rate that the lessee would have to pay to borrow the funds necessary to obtain an asset of similar value in a similar economic environment with similar terms and conditions. The lease liability is subsequently increased by the interest cost on the lease liability and decreased by lease payments made. It is re-measured when there is a change in future lease payments arising from a change in an index or rate, a change in assessment of whether extension option is reasonably certain to be exercised or a termination option is reasonably certain not to be exercised. The corresponding adjustment is made to the carrying amount of the right-of-use asset, or is recorded in profit and loss if the carrying amount of right-of-use asset has been reduced to zero.

Lease liabilities include the net present value of the following lease payments:

- Fixed payments (including in-substance fixed payments), less any lease incentives receivable;
- Variable lease payment that are based on an index or a rate;
- Amounts expected to be payable by the lessee under residual value guarantees;
- The exercise price of a purchase option if the lessee is reasonably certain to exercise that option; and
- Payments of penalties for terminating the lease, if the lease term reflects the lessee exercising that option.

Right-of-use assets are measured at cost comprising the following:

- The amount of the initial measurement of lease liability;
- Any lease payments made at or before the commencement date less any lease incentives received;
- Any initial direct costs; and
- Dismantling costs and restoration costs.

The Group has not elected to recognise right-of-use assets and lease liabilities for short-term leases of properties that have a lease term of 12 months or less and leases of low-value assets. The Group recognises the lease payments associated with these leases as an expense on a straight-line basis over the lease term.

3.3 Intangible

These are stated at cost less accumulated amortisation and impairment loss, if any. These are amortised on a straight line method when assets are available for use at the rates specified in note 5.1 to the consolidated financial statements. Amortisation is charged from the month when asset is available for use while no amortisation is charged in the month in which an asset is disposed off.

The useful lives of intangible assets are reviewed at each reporting date. The effect of any adjustment to useful lives is recognised prospectively as a change of accounting estimate.

The gain or loss on disposal or retirement of an intangible asset represented by the difference between the sale proceeds and the carrying amount is recognised in the statement of profit or loss in the period of disposal.

3.4 Stores and spares

These are valued at lower of moving average cost and estimated net realizable value (NRV), less provision for obsolete items (if any), except items in-transit, if any, are valued at cost comprising invoice value plus other charges incurred thereon up to the date of statement of financial position.

Provision, if required is made in the financial statements for slow moving, obsolete and unusable items. Stores and spares are assessed and provision is applied according to degree of ageing based on a specific criteria.

3.5 Stock-in-trade

These are valued at the lower of cost or net realisable value. Cost is determined as follows:

- Raw and packing material	- at moving average cost of purchases and applicable procurement expenses.
- Finished goods and work-in-process	- at weighted average cost of purchases and applicable manufacturing expenses.
- Stock-in-transit	- valued at cost comprising invoice value plus other charges paid thereon up to the reporting date.

Net realisable value is the estimated selling price in the ordinary course of business, less estimated costs of completion and the estimated costs necessary to make the sale. Provision is recorded for slow moving and expired stock where necessary.

3.6 Trade debts

These are classified at amortised cost and are initially recognised when they are originated and measured at fair value of consideration receivable. These assets are written off when there is no reasonable expectation of recovery. Actual credit loss experience over past years is used to base the calculation of expected credit loss.

3.7 Loans, advances, deposits, prepayments and other receivables

These are stated initially at fair value and subsequently measured at amortised cost using the effective interest rate method.

Exchange gains or losses arising in respect of deposits, advances and other receivables denominated in foreign currency are adjusted to their respective carrying amounts and charged to consolidated statement of profit or loss, if any.

3.8 Cash and cash equivalents

For the purpose of the statement of cash flows, cash and cash equivalents comprise of bank balances in current, savings and deposit accounts, other short-term highly liquid investments with original maturities of upto three months, short-term borrowings under running finance and book overdraft which are payable on demand, if any. The cash and cash equivalents are readily convertible to known amount of cash and are therefore subject to insignificant risk of changes in value.

3.9 Share capital

Ordinary shares are classified as equity and recognised at their face value. Incremental costs directly attributable to the issue of new shares or options are shown in equity as a deduction, net of tax, from the proceeds.

3.10 Share premium

It represents the difference between the par value of the Group's ordinary shares and the total amount of money the Group receives for ordinary shares issued.

3.11 Financial instruments

3.11.1 Initial measurement of financial asset

The Group classifies its financial assets into following three categories:

- fair value through other comprehensive income (FVOCI);
- fair value through profit or loss (FVTPL); and
- at amortised cost.

A financial asset is initially measured at fair value plus, for an item not at FVTPL, transaction costs that are directly attributable to its acquisition.

Subsequent measurement

Debt instruments at FVOCI	These assets are subsequently measured at fair value. Interest / markup income calculated using the effective interest method, foreign exchange gains and losses and impairment are recognised in the consolidated statement of profit or loss. Other net gains and losses are recognised in other comprehensive income. On de-recognition, gains and losses accumulated in other comprehensive income are reclassified to the consolidated statement of profit or loss.
Equity instruments at FVOCI	These assets are subsequently measured at fair value. Dividends are recognised as income in the statement of profit or loss unless the dividend clearly represents a recovery of part of the cost of the investment. Other net gains and losses are recognised in other comprehensive income and are never reclassified to the consolidated statement of profit or loss.

Financial assets at FVTPL	These assets are subsequently measured at fair value. Net gains and losses, including any interest / markup or dividend income, are recognised in the consolidated statement of profit or loss.
Financial assets measured at amortised cost	These assets are subsequently measured at amortised cost using the effective interest method. The amortised cost is reduced by impairment losses, if any. Interest / markup income, foreign exchange gains and losses and impairment, if any, are recognised in the consolidated statement of profit or loss.

3.11.2 Financial assets

All financial assets are initially recognised on trade date i.e. date on which the Group becomes party to the respective contractual provisions. Financial assets comprise loans and receivables that are financial assets with fixed or determinable payments that are not quoted in active markets and include trade debts, deposits, advances and cash and cash equivalents. The Group derecognises the financial assets when the contractual rights to the cash flows from the asset expires or it transfers the rights to receive the contractual cash flows in a transaction in which substantially all of the risk and rewards of ownership of the financial assets are transferred or it neither transfers nor retains substantially all of the risks and rewards of ownership and does not retain control over the transferred asset.

3.11.3 Financial liabilities

Financial liabilities are initially recognised on trade date i.e. date on which the Group becomes party to the respective contractual provisions. Financial liabilities include mark-up bearing borrowings, unclaimed / unpaid dividend, accrued mark-up, lease liability and trade and other payables. The Group derecognises the financial liabilities when contractual obligations are discharged or cancelled or expire. Financial liabilities other than at fair value through profit or loss are initially measured at fair value less any directly attributable transaction cost. Subsequent to initial recognition, these liabilities are measured at amortised cost using effective interest rate method.

3.11.4 Offsetting of financial assets and financial liabilities

Financial assets and financial liabilities are offset and the net amount is reported in the financial statements only when the Group has currently legally enforceable right to set-off the recognised amounts and the Group intends either to settle on a net basis or to realise the assets and to settle the liabilities simultaneously. The legally enforceable right must not be contingent on future events and must be enforceable in normal course of business and in the event of default, insolvency or winding up of the Group or the counter parties.

3.12 Impairment

3.12.1 Financial Assets

The Group recognises loss allowances for Expected Credit Losses (ECLs) in respect of financial assets measured at amortised cost.

The Group measures loss allowances at an amount equal to lifetime ECLs, except for the following, which are measured at 12-month ECLs:

- debt securities that are determined to have low credit risk at the reporting date; and
- other debt securities and bank balance for which credit risk (i.e. the risk of default occurring over the expected life of the financial instrument) has not increased significantly since initial recognition.

Loss allowances for trade debts are always measured at an amount equal to lifetime ECLs.

The expected loss rates are based on the payment profiles of sales over a period of 36 - 48 months before June 30, 2026 or July 1, 2025 respectively and the corresponding historical credit losses experienced within this period. The historical loss rates are adjusted to reflect current and forward-looking information on macroeconomic factors affecting the ability of the customers to settle the debts. The Group has identified the Gross Domestic Product (GDP) and the inflation rate of the countries in which it sells its goods to be the most relevant factors, and accordingly adjusts the historical loss rates based on expected changes in these factors.

The Group considers a financial asset to be at a risk of default when contractual payments are 90 - 180 days past due except for receivables from institutions for which it is considered as 1440 days, unless there are factors that might indicate otherwise. However, in certain cases, the Group may also consider a financial asset to be in default when internal or external information indicates that the Group is unlikely to receive the outstanding contractual amounts in full before taking into account any credit enhancements held by the Group.

When determining whether the credit risk of a financial asset has increased significantly since initial recognition and when estimating ECLs, the Group considers reasonable and supportable information that is relevant and available without undue cost or effort. This includes both quantitative and qualitative information and analysis, based on the Group's historical experience and informed credit assessment and including forward-looking information.

The Group assumes that the credit risk on a financial asset has increased significantly if it is more than past due for a reasonable period of time. Lifetime ECLs are the ECLs that result from all possible default events over the expected life of a financial instrument. 12-month ECLs are the portion of ECLs that result from default events that are possible within the 12 months after the reporting date (or a shorter period if the expected life of the instrument is less than 12 months). The maximum period considered when estimating ECLs is the maximum contractual period over which the Group is exposed to credit risk.

Loss allowances for financial assets measured at amortised cost are deducted from the gross carrying amount of the assets.

The gross carrying amount of a financial asset is written off when the Group has no reasonable expectations of recovery of a financial asset in its entirety or a portion thereof. The Group individually makes an assessment with respect to the timing and amount of write-off based on whether there is a reasonable expectation of recovery. The Group expects no significant recovery from the amount written off. However, financial assets that are written off could still be subject to enforcement activities in order to comply with the Group's procedures for recovery of amounts due.

The adoption of the expected loss approach has not resulted in any material change in impairment provision for any financial asset.

3.12.2 Non-financial assets

The carrying amounts of the Group's non-financial assets, other than stores and spares and stock in trade are reviewed at each reporting date to determine whether there is any indication of impairment. If such indication exists, the asset's recoverable amount, being higher of value in use and fair value less costs to sell, is estimated. In assessing value in use, the estimated future cash flows are discounted to their present value using a pre-tax discount rate that reflects current market assessments of the time value of money and the risks specific to the asset. For the purpose of impairment testing, assets that cannot be tested individually are grouped together into the smallest group of assets that generates cash inflows from continuing use that are largely independent of the cash inflows of other assets or groups of assets. An impairment loss is recognised whenever the carrying amount of an asset exceeds its recoverable amount. Impairment losses are recognised in the consolidated statement of profit or loss.

3.13 Employee retirement benefits

Defined benefit plan

The Group operates an unfunded gratuity scheme covering all eligible permanent employees. Provision is made on the basis of actuarial recommendations. The latest actuarial valuation is carried out as at June 30, 2026 using the Project Unit Credit Method.

An actuarial valuation involves making various assumptions that may differ from actual developments in the future. These includes the determination of the discount rate, future salary increases, mortality rates and future pension increases. Due to the complexities involved in the valuation and its long-term nature, a defined benefit obligation is highly sensitive to changes in these assumptions. All assumptions are reviewed at each reporting date.

Defined contribution plan

The Group operates a provident fund plan for all permanent management employees. Contribution is made to the fund equally by the Group and the employees at the rate of 8.33% of basic and / or gross salary, as per the respective entitlement grades.

3.14 Trade and Other Payable

Trade and other payables are recognised initially at fair value plus directly attributable costs, if any, and subsequently measured at amortised cost.

3.15 Contract liabilities

A contract liability is the obligation of the Group to transfer goods or services to a customer for which the Group has received consideration (or an amount of consideration is due) from the customer. If a customer pays consideration before the Group transfers goods or services to the customer, a contract liability is recognised when the payment is made or the payment is due (whichever is earlier). Contract liabilities are recognised as revenue when the Group performs under the contract.

3.16 Unclaimed dividend

Dividend declared and payable from the consolidated statement of financial position date are recognised as unclaimed dividend.

3.17 Provisions

Provisions are recognized when the Group has a present legal or constructive obligation as a result of past events, it is probable that an outflow of resources embodying economic benefits will be required to settle the obligation and a reliable estimate can be made of the amount of the obligation. Provisions are reviewed at each reporting date and adjusted to reflect the current best estimate.

3.18 Contingencies

Contingencies are disclosed when the Group has a possible obligation that arises from past events and whose existence will be confirmed only by the occurrence or non-occurrence of one or more uncertain future events not wholly within the control of the entity or a present obligation that arises from past events but is not recognised because it is not probable that an outflow of resources embodying economic benefits will be required to settle the obligation or the amount of the obligation cannot be measured with sufficient reliability.

3.19 Revenue recognition

The Group recognises revenue from sale of goods at a point in time when control of product is transferred to customer at an amount that reflects the consideration to which the Group expects to be entitled in exchange for those goods. Control, depending on contractual terms, is considered to be transferred either when the product is directly uplifted by customer from factory premises or when it is delivered by the Group at customer premises.

The Group generally enters into an agreement with its customers for supply of its products, including delivery of product. As the transportation of product coincides with actual delivery, sale of product and transportation is considered single performance obligation. The credit limits in contract with customers varies depending on the terms of specific contract.

Income from toll manufacturing is recognised at a point in time when services are rendered.

3.20 Assets and liabilities arising from rights of return

Right of return assets

Right of return asset represents the Group's right to recover the goods expected to be returned by customers. The asset is measured at the former carrying amount of the inventory, less any expected costs to recover the goods, including any potential decreases in the value of the returned goods. The Group updates the measurement of the asset recorded for any revisions to its expected level of returns, as well as any additional decreases in the value of the returned products. Returns for the Group comprise of expired products or near expiry products.

Refund liabilities

A refund liability is the obligation to refund some or all of the consideration received (or receivable) from the customer and is measured at the amount the Group ultimately expects it will have to return to the customer. The Group updates its estimates of refund liabilities (and the corresponding change in the transaction price) at the end of each reporting period.

3.21 Other income

Other income is recognised to the extent that it is probable that the economic benefits will flow to the Group and the income can be measured reliably. Other income is measured on the following basis:

- Return on short-term deposits and investments at amortised cost are accounted for using the effective interest rate method.

- Dividend income is recognised when the right to receive the dividend is established.

- Scrap sales are recognised on accrual basis.

3.22 Foreign currency translations

Transactions in foreign currencies are translated into Pakistani Rupees at the foreign exchange rate prevailing at the date of the transaction. Monetary assets and liabilities denominated in foreign currencies at the statement of financial position date are translated into Pakistani Rupees at the foreign exchange rate prevailing at that date. Foreign exchange gains and losses resulting from the settlement of such transactions and from the translations at the year-end exchange rates of monetary assets and liabilities denominated in foreign currencies are recognised in the consolidated statement of profit or loss.

3.23 Ijarah lease rentals

Leases under Shariah compliant Ijarah contracts, where significant portion of the risk and reward of ownership is retained by the lesser, are classified as Ijarah. Rentals under these arrangements are charged to consolidated statement of profit or loss on straight line basis over the lease term.

Ijarah rentals directly attributable to the acquisition or construction of an asset are capitalized as part of the cost of the respective assets.

3.24 Taxation

Current

The current income tax charge is based on the taxable income for the year calculated on the basis of the tax laws enacted or substantively enacted at the reporting date, and any adjustment to tax payable in respect of previous years.

Current income tax relating to items recognised directly in equity is recognised in equity and not in the statement of profit or loss. Management periodically evaluates positions taken in the tax returns with respect to situations in which applicable tax regulations are subject to interpretation and establishes provisions where appropriate.

Deferred

Deferred tax is provided, using the liability method, on all temporary differences at the reporting date between the tax bases of assets and liabilities and their carrying amounts for financial reporting purposes.

Deferred tax liabilities are recognised for all taxable temporary differences, while deferred tax assets are recognised for all deductible temporary differences, carry-forward of unused tax credits and unused tax losses, to the extent that it is probable that taxable profits will be available against which the deductible temporary differences, carry forward of unused tax credit and unused tax losses can be utilized.

The carrying amount of deferred tax assets is reviewed at each reporting date and reduced to the extent that it is no longer probable that sufficient taxable profits will be available to allow all or part of the deferred tax asset to be utilized.

Deferred tax assets and liabilities are measured at the tax rates that are expected to apply to the period when the assets are realized or the liabilities are settled, based on tax rates (and tax laws) that have been enacted or subsequently enacted at the reporting date. Deferred tax is charged or credited to statement of profit or loss except to the extent it relates to items recognized in other comprehensive income.

Levies

Tax charged under Income Tax Ordinance, 2001 which is not based on taxable income or any amount paid / payable in excess of the calculation based on taxable income or any minimum tax which is not adjustable against future income tax liability is classified as levy in the consolidated statement of profit or loss as these levies fall under the scope of IFRIC 12 / IAS 37.

Tax on dividend from subsidiaries, associates and joint ventures are not considered as levy as these dividends are specifically covered by IAS 12.

3.25 Dividend and appropriation to reserves

Dividend distribution to the Holding Company's shareholders is recognised as a liability in the period in which the dividends are approved. However, if these are approved after the reporting period but before the financial statements are authorised for issue, disclosure is made in the consolidated financial statements.

3.26 Earnings per share

The Group presents basic and diluted earning per share (EPS) data for its ordinary shares. Basic EPS is calculated by dividing the profit or loss attributable to ordinary shareholders of the Group by the weighted average number of ordinary shares outstanding during the period. Diluted EPS is determined by adjusting the profit or loss attributable to ordinary shareholders and the weighted average number of ordinary shares outstanding for the effects of all dilutive potential ordinary shares.

3.27 Segment reporting

Segment reporting is based on the operating (business) segments of the Group. An operating segment is a component of the Group that engages in business activities from which it may earn revenue and incur expenses. An operating segment's operating results are reviewed regularly by the Chief Operating Decision Maker (CODM) to make decision about resources allocated to the segment and assess its performance and for which discrete financial information is available.

Segment results that are reported to the Chief Executive include items directly attributable to a segment.

	Note	2026	2025
		---------- (Rupees in '000) ----------	
4. PROPERTY, PLANT AND EQUIPMENT			
Operating fixed assets	4.1	**2,880,342**	2,156,048
Capital work-in-progress	4.5	**76,185**	454,183
Right-of-use assets	4.6	**30,324**	62,588
		2,986,851	2,672,819

4.1 Operating fixed assets:

	Cost				Accumulated Depreciation					
	As at July 01, 2025	Additions / Transfers	Disposals / writeoffs	As at June 30, 2026	As at July 01, 2025	Charge for the year	On disposals	As at June 30, 2026	Net book value as at June 30, 2026	Depreciation rate % per annum
	(Rupees in '000)									
Owned										
Leasehold land (note 4.3)	216,807	-	-	216,807	-	-	-	-	216,807	-
Buildings on leasehold land (note 4.3)	472,714	266,797	-	739,511	216,795	21,454	-	238,249	501,262	5
Plant and machinery	876,325	245,491	-	1,121,816	540,851	52,970	-	593,821	527,995	10
Tools and equipment	306,258	60,274	(2,393)	364,139	130,686	19,281	(1,325)	148,642	215,497	10
Gas and other installation	585,954	47,151	(48)	633,057	241,372	37,640	(45)	278,967	354,090	10
Furniture and fixture	115,523	21,181	-	136,704	53,668	7,646	-	61,314	75,390	10
Office equipment	46,176	3,489	-	49,665	25,899	2,202	-	28,101	21,564	10
Computer equipment	61,873	30,366	(6,140)	86,099	40,557	11,453	(5,240)	46,770	39,329	30
Motor vehicles	1,049,299	392,905	(21,280)	1,420,924	325,053	180,179	(12,716)	492,516	928,408	20
	3,730,929	1,067,654	(29,861)	4,768,722	1,574,881	332,825	(19,326)	1,888,380	2,880,342	

Operating fixed assets:

	Cost				Accumulated Depreciation					
	As at July 01, 2024	Additions / Transfers	Disposals / writeoffs	As at June 30, 2025	As at July 01, 2024	Charge for the year	On disposals / write offs	As at June 30, 2025	Net book value as at June 30, 2025	Depreciation rate % per annum
	(Rupees in '000)									
Owned										
Leasehold land (note 4.3)	216,807	-	-	216,807	-	-	-	-	216,807	-
Buildings on leasehold land (note 4.3)	466,868	5,846	-	472,714	203,506	13,289	-	216,795	255,919	5
Plant and machinery	857,676	18,649	-	876,325	504,810	36,041	-	540,851	335,474	10
Tools and equipment	287,825	18,433	-	306,258	112,663	18,023	-	130,686	175,572	10
Gas and other installation	442,058	143,896	-	585,954	208,443	32,929	-	241,372	344,582	10
Furniture and fixture	97,725	17,798	-	115,523	47,920	5,748	-	53,668	61,855	10
Office equipment	45,927	526	(277)	46,176	23,860	2,240	(201)	25,899	20,277	10
Computer equipment	45,901	15,972	-	61,873	34,517	6,040	-	40,557	21,316	30
Motor vehicles	669,433	428,278	(48,412)	1,049,299	231,739	126,384	(33,070)	325,053	724,246	20
	3,130,220	649,398	(48,689)	3,730,929	1,367,458	240,694	(33,271)	1,574,881	2,156,048	

4.2 Details of disposals of operating fixed assets having book value of more than Rs. 500,000 during the year are as follows:

Description	Cost	Accumulated depreciation	Net book value	Sale proceeds	Gain / (loss)	Mode of disposal	Particulars of buyers	Relationship with buyers
	(Rupees in '000)							
Motor vehicles								
CAT-560 Suzuki Alto VXR	**2,707**	**636**	**2,071**	**2,721**	**650**	Insurance Claim	EFU Takaful	Insurer
BYU-302 Suzuki Alto VXR	**2,612**	**1,133**	**1,479**	**2,300**	**821**	Insurance Claim	EFU Takaful	Insurer
BYP-157 Suzuki Alto VXR	**2,487**	**1,102**	**1,385**	**2,600**	**1,215**	Insurance Claim	EFU Takaful	Insurer
Tools and equipment								
Ultra Water Production Unit	**1,264**	**696**	**568**	**1,327**	**759**	Insurance Claim	EFU Takaful	Insurer
Tablet Hardness Tester	**1,129**	**629**	**500**	**-**	**(500)**	Written off	-	-
Items having book value of less than Rs. 500,000 each	**19,662**	**15,130**	**4,532**	**24,550**	**20,018**			
June 30, 2026	**29,861**	**19,326**	**10,535**	**33,498**	**22,963**			
June 30, 2025	48,689	33,271	15,418	74,138	58,720			

4.3 Particulars of immovable fixed assets in the name of Group are as follows:

Location	Usage	Total Area (Square fit)*
F-216, S.I.T.E, Karachi.	Production plant*	44,020
E-40/A, S.I.T.E, Karachi.	Production plant*	44,226
Neclass no 158 of Deh Tore, Tapo Konkar, Gadap Town, District Malir, Karachi.	Land	718,741

** The covered area includes multi storey buildings.*

4.4 Depreciation charge for the year on operating fixed assets has been allocated as follows:

	Note	2026	2025
		---------- (Rupees in '000) ----------	
Cost of sales	26	**147,781**	110,786
Selling and distribution expenses	27	**139,407**	98,342
Administrative expenses	28	**45,637**	31,566
		332,825	240,694

4.5 Capital work-in-progress

	2026			
	Building on Leasehold land	**Plant and machinery**	**Others**	**Total**
	---------- (Rupees in '000) ----------			
Opening balance	**160,270**	**274,752**	**19,161**	**454,183**
Capital expenditure incurred / advances made	**137,558**	**12,272**	**58,694**	**208,524**
Transfer to operating fixed assets including advances adjusted	**(268,048)**	**(252,572)**	**(65,902)**	**(586,522)**
Closing balance	**29,780**	**34,452**	**11,953**	**76,185**

Capital work-in-progress	2025			
	Building on Leasehold land	Plant and machinery	Others	Total
	---------- (Rupees in '000) ----------			
Opening balance	9,227	141,712	80,381	231,320
Capital expenditure incurred / advances made	151,735	272,837	291,049	715,621
Transfer to operating fixed assets including advances adjusted	(692)	(139,797)	(352,269)	(492,758)
Closing balance	160,270	274,752	19,161	454,183

4.6 Right-of-use assets

	Note	2026	2025
		---------- (Rupees in '000) ----------	
As at July 01			
Cost		**214,587**	211,040
Accumulated depreciation		**(151,999)**	(114,905)
Net book value		**62,588**	96,135
Year ended June 30			
Balance at the beginning of the year		**62,588**	96,135
Additions during the year		**-**	1,825
Reassessment of lease during the year		**-**	1,722
Depreciation for the year	4.6.1	**(32,264)**	(37,094)
Closing net book value		**30,324**	62,588
As at June 30			
Cost		**214,587**	214,587
Accumulated depreciation		**(184,263)**	(151,999)
Net book value		**30,324**	62,588

	Note	2026	2025
		---------- (Rupees in '000) ----------	
4.6.1 Depreciation charge for the year on right-of-use assets has been allocated as follows:			
Cost of sales	26	**7,603**	7,602
Selling and distribution expenses	27	**24,661**	29,492
		32,264	37,094

4.6.2 Right-of-use assets comprises of lease arrangements for premises utilized as office building and warehouse.

4.6.3 The right-of-use assets are depreciated over a life of 3 - 5 years.

5. INTANGIBLE ASSETS	Note	2026	2025
		---------- (Rupees in '000) ----------	
Goodwill	5.3	**4,632**	4,632
Brand "MMM"		**33,155**	35,861
Other intangible assets		**5,276**	1,987
		43,063	42,480

5.1

	Cost			Accumulated Amortisation				
	As at July 01, 2025	Additions during the year	As at June 30, 2026	As at July 01, 2025	Charge for the year	As at June 30, 2026	Net book value as at June 30, 2026	Amortisation rate % per annum
	---------- (Rupees in '000) ----------							
Goodwill - note 5.3	**4,632**	**-**	**4,632**	**-**	**-**	**-**	**4,632**	
Brand "MMM"	**54,127**	**-**	**54,127**	**18,266**	**2,706**	**20,972**	**33,155**	**5%**
Software licenses	**28,291**	**4,160**	**32,451**	**26,304**	**871**	**27,175**	**5,276**	**20-33.33%**
SAP ERP	**41,802**	**-**	**41,802**	**41,802**	**-**	**41,802**	**-**	**20%**
Manufacturing and distribution rights	**20,000**	**-**	**20,000**	**20,000**	**-**	**20,000**	**-**	**20%**
2026	**148,852**	**4,160**	**153,012**	**106,372**	**3,577**	**109,949**	**43,063**	

	Cost			Accumulated Amortisation				
	As at July 01, 2024	Additions during the year	As at June 30, 2025	As at July 01, 2024	Charge for the year	As at June 30, 2025	Net book value as at June 30, 2025	Amortization rate % per annum
	---------- (Rupees in '000) ----------							
Goodwill - note 5.3	4,632	-	4,632	-	-	-	4,632	
Brand "MMM"	54,127	-	54,127	15,560	2,706	18,266	35,861	5%
Software licenses	28,291	-	28,291	25,442	862	26,304	1,987	20-33.33%
SAP ERP	41,802	-	41,802	41,802	-	41,802	-	20%
Manufacturing and distribution rights	20,000	-	20,000	20,000	-	20,000	-	20%
2025	148,852	-	148,852	102,804	3,568	106,372	42,480	

	Note	2026	2025
		---------- (Rupees in '000) ----------	

5.2 Amortisation charge for the year has been allocated as follows:

Selling and distribution expenses	27	**2,724**	2,792
Administrative expenses	28	**853**	776
		3,577	3,568

5.3 Impairment testing of goodwill

The Group has performed its annual impairment test on the following cash generating unit as at June 30, 2026:

Misbah Cosmetics (Private) Limited (MCPL)

Goodwill acquired through business combinations have been allocated to the Subsidiary Company and monitored at Group level.

The recoverable amount is determined based on a value-in-use calculation using cash flow projections from financial budgets approved by the senior management covering a five year period and applying the expected value approach. The discount rate applied to cash flow projections is 21.40% for goodwill impairment testing. The growth rate used to extrapolate the cash flows beyond the five year period is 6.5%. As a result of this analysis, the management did not identify any impairment for the cash generating unit to which goodwill of Rs. 4.63 million is allocated.

	Note	2026	2025
		---------- (Rupees in '000) ----------	

6. LONG-TERM LOANS - secured, considered good

Due from:			
- Executives		**6,970**	9,242
- Other employees		**5,713**	4,843
	6.1	**12,683**	14,085
Less: Current portion			
- Executives		**(3,907)**	(3,112)
- Other employees		**(4,017)**	(3,646)
	10	**(7,924)**	(6,758)
		4,759	7,327

6.1 These represent mark-up free loans to executives and employees for purchase of motor cars, motor cycles, house building, umrah and others, in accordance with the Group's policy. These loans are secured against the final settlement of respective employees and are recoverable in monthly installments over a period of one month to eighty nine months, these loans are secured against retirement benefits of respective employees.

Long-term loans have been carried at cost as the effect of carrying these balances at amortised cost would not be material in the overall context of these consolidated financial statements.

		2026	2025
		---------- (Rupees in '000) ----------	
7. LONG-TERM DEPOSITS			
Ijarah lease rentals		**1,472**	1,472
Utilities		**12,161**	12,161
Rent		**5,901**	5,782
		19,534	19,415
8. STOCK-IN-TRADE			
In hand			
- raw materials	8.3	**1,064,335**	1,146,788
- packing materials	8.3	**481,893**	434,978
- work-in-process		**276,441**	234,634
- finished goods	8.1 & 8.2	**1,143,150**	910,423
		2,965,819	2,726,823
Less: Provision for slow moving and obsolete items	8.5	**(81,597)**	(107,655)
		2,884,222	2,619,168
In transit	8.6	**168,579**	29,667
		3,052,801	2,648,835

8.1 As at June 30, 2026, stock of finished products has been written down by Rs. 8.37 million (2025: Rs. 7.44 million) to arrive at its net realisable value of Rs. 38.13 million (2025: Rs. 23.45 million).

8.2 This includes unpacked finished goods amounting to Rs. 62.32 million (2025: Rs. 52.57).

8.3 These include raw material and packaging material held by third party amounting to Rs. 111.04 million (2025: Rs. 88.74 million) and Rs. 29.15 million (2025: Rs. 21.07 million) respectively.

8.4 Finished goods includes right of return assets amounting to Rs. 29.82 million (2025: Rs. 38.29 million).

		2026	2025
8.5 Provision for slow moving and obsolete items		---------- (Rupees in '000) ----------	
Opening balance		**107,655**	108,916
Charge for the year	26	**11,449**	73,067
Write off during the year		**(37,507)**	(74,328)
Closing balance		**81,597**	107,655

8.6 Stock in transit includes raw material of Rs. 100.91 million (2025: Rs.19.90 million) and packing material of Rs. 51.62 million (2025: Rs. 8.99 million).

		2026	2025
		---------- (Rupees in '000) ----------	
9. TRADE DEBTS - unsecured			
Considered good	9.1	**1,235,832**	508,617
Considered doubtful		**107,515**	111,894
		1,343,347	620,511
Allowance for expected credit loss	9.2	**(107,515)**	(111,894)
		1,235,832	508,617

9.1 These trade debts include receivable against export sales to Africa and Asia amounting to Rs. 137.30 million (2025: Rs. 0.61 million) and Rs. 58.65 million (2025: Nil) respectively.

	Note	2026	2025
		---------- (Rupees in '000) ----------	

9.2 Allowance for expected credit loss

The movement in expected credit loss during the year is as follows:

Balance at beginning of the year	**111,894**	127,808
Reversal recognised during the year	**(4,379)**	(15,914)
Balance at end of the year	**107,515**	111,894

9.3 This includes receivable from a related party - Depilex (Private) Limited amounting to Rs. 2.25 million (2025: Rs. 2.97 million). The maximum aggregate amount outstanding during the year was Rs. 3.01 million (2025: Rs. 5.61 million).

9.4 The balance due from related party is mark-up free. The aging analysis of these balances is as follows:

	2026	2025
	---------- (Rupees in '000) ----------	
1-30 days	**139**	510
31-90 days	**113**	594
91-180 days	**1,000**	1,598
181-360 days	**999**	270
	2,251	2,972

9.4 The aging of trade debts at the consolidated statement of financial position date was:

	2026						
	Not past due	**1 to 90 days**	**91 to 180 days**	**181 to 270 days**	**271 to 360 days**	**Over 360 days**	**Total**
	---------- (Rupees in '000) ----------						
Total gross carrying amount	**670,084**	**429,355**	**47,474**	**36,486**	**28,700**	**131,248**	**1,343,347**
Expected credit loss	**-**	**9,381**	**12,926**	**14,035**	**12,321**	**58,852**	**107,515**

	2025						
	Not past due	1 to 90 days	91 to 180 days	181 to 270 days	271 to 360 days	Over 360 days	Total
	---------- (Rupees in '000) ----------						
Total gross carrying amount	264,660	131,287	37,047	23,092	16,286	148,139	620,511
Expected credit loss	5,528	12,436	11,564	8,425	7,280	66,661	111,894

	Note	2026	2025
		---------- (Rupees in '000) ----------	
10. LOANS AND ADVANCES - considered good			
Raw material loan	10.1	**3,528**	30,839
Current portion of long-term loans	6	**7,924**	6,758
Advances to:			
- employees	10.2	**48,789**	30,401
- suppliers		**185,760**	192,123
		234,549	222,524
		246,001	260,121

10.1 This represents raw material issued as a loan to a local vendor on a temporary basis.

10.2 Advances to employees are provided to meet business expenses and are settled as and when the expenses are incurred.

	Note	2026	2025
		---------- (Rupees in '000) ----------	
11. TRADE DEPOSITS, PREPAYMENTS AND OTHER RECEIVABLES			
Deposits			
Margin against bank guarantees		**82,313**	24,972
Tender deposits		**71,671**	75,712
Provision for doubtful deposits	11.1	**(44,903)**	(38,942)
		26,768	36,770
Others		**80**	940
		109,161	62,682
Prepayments			
Software license		**3,931**	-
Takaful		**2,000**	2,087
		5,931	2,087
Other receivables			
Profit on saving accounts		**338**	789
		115,430	65,558

11.1 Provision for doubtful deposits

The movement in provision for doubtful deposits during the year is as follows:

Balance at beginning of the year	**38,942**	33,143
Provision recognised during the year	**5,961**	5,799
Balance at end of the year	**44,903**	38,942

	Note	2026	2025
		---------- (Rupees in '000) ----------	
12. TAXATION - NET			
Tax receivable at the start of the year		**35,671**	60,433
Tax payments/ adjustment made during the year		**521,513**	343,528
		557,184	403,961
Less: provision for tax- current		**(506,904)**	(368,290)
Tax receivable at the end of the year		**50,280**	35,671
13. SHORT-TERM INVESTMENTS			
Term deposit Mudaraba Certificates - at amortized cost	13.1	**16,838**	16,838

13.1 This represents funds placed in Term deposit Mudaraba Certificates (TDRs) ranging from 4.57% to 7.29% (2025: 5.55% to 17%) per annum having maturity till August 2026.

	Note	2026	2025
		---------- (Rupees in '000) ----------	
14. CASH AND BANK BALANCES			
Cash in hand		**3**	2
Cash at bank			
Conventional:			
- current account in local currency		**1,510**	3,766
Islamic:			
- current accounts in local currency		**13,846**	29,807
- current accounts in foreign currency	14.1	**73,215**	37,115
- saving account in local currency		**20,486**	217,283
- dividend accounts in local currency		**729**	632
		108,276	284,837
		109,789	288,605

14.1 These carry profit at the rates ranging from 2.19% to 9.63% (2025: 2.78% to 17%) per annum.

15. SHARE CAPITAL

Authorized share capital

2026	2025		2026	2025
-------- Number of shares --------			--------- (Rupees in '000) ----------	
65,000,000	65,000,000	Ordinary shares of Rs.10 each	**650,000**	650,000

Issued, subscribed and paid-up capital

2026	2025		2026	2025
-------- Number of shares --------			--------- (Rupees in '000) ----------	
8,430,868	8,430,868	Fully paid ordinary shares of Rs.10 each Issued for cash	**84,309**	84,309
30,489,649	30,489,649	Fully paid ordinary shares of Rs.10 each Issued as fully paid bonus shares	**304,897**	304,897
223,834	223,834	Fully paid ordinary shares of Rs.10 each Issued pursuant to merger with Associated Services Limited	**2,238**	2,238
6,666,667	6,666,667	Fully paid ordinary shares of Rs.10 each Issues as fully paid right shares	**66,667**	66,667
45,811,018	45,811,018		**458,111**	458,111

15.1 All ordinary shares rank equally with regard to the Group's residual assets. Holders of these shares are entitled to dividends as declared from time to time and are entitled to one vote per share at general meetings of the Group.

	Note	2026	2025
		---------- (Rupees in '000) ----------	
16. DEFERRED LIABILITIES			
Advance against motor vehicles		**10,064**	4,412
Employees' gratuity payable	16.1	**327,352**	301,871
		337,416	306,283

16.1 Defined benefit plan - unfunded gratuity scheme

16.1.1 In accordance with the requirements of IAS-19 "Employee Benefits", actuarial valuation was carried out as at June 30, 2026, using the "Projected Unit Credit Method". Provision has been made in the consolidated financial statements to cover obligation in accordance with the actuarial recommendations.

16.1.2 Risks on account of defined benefit plan

Final salary risk

The risk that the final salary at the time of cessation of service is greater than what the Group has assumed. Since the benefit is calculated on the final salary, the benefit amount would increase proportionately also.

Discount rate fluctuation

The plan liabilities are calculated using a discount rate determined by reference to market yields (at the statement of financial position date) on government bond. A decrease in government bond yields will increase plan liabilities, although this will be partially offset by an increase in the value of the current plans' bond holdings.

Withdrawal risk

The risk that the actual withdrawal experience is different from assumed withdrawal probability. The significance of the withdrawal risk varies with the age, service and entitled benefits of the beneficiary.

Inflation fluctuation

The salary inflation is the major risk that the funds carry. In a general economic sense and in a longer view, there is a case that if bond yields increase, the change in salary inflation generally offsets the gains from the decrease in discounted benefit obligations. But viewed with the fact that the plan have no asset, the impact of salary inflation might be significant.

Mortality risk

The risk that the actual mortality experience is different. The effect depends on the beneficiaries' service/age distribution and the benefit.

	2026	2025
	------ Number of Employees ------	
The number of employees covered under the defined benefit scheme are:	**344**	366
The following principal actuarial assumptions were used for the valuation of above mentioned scheme:		
Financial assumptions		
- Discount rate (per annum compounded)	**12.00%**	12.00%
- Salary increase per annum	**12.00%**	12.00%
Demographic assumptions		
- Normal retirement	**60 years**	60 years
- Mortality rate	**EFU (61-66)**	EFU (61-66)

	Note	2026	2025
16.1.3 Liability in the statement of financial position		---------- (Rupees in '000) ----------	
Present value of defined benefit obligations		**327,352**	301,871
16.1.4 Movement in liability during the year			
Balance at the beginning of the year		**301,871**	260,173
Charged to profit or loss		**46,467**	48,567
Benefits paid during the year		**(19,446)**	(10,216)
Actuarial (gain) / loss recognised in other comprehensive income		**(1,540)**	3,347
Balance at the end of the year		**327,352**	301,871
16.1.5 Reconciliation of the present value of defined benefit obligations			
Present value of defined benefit obligations as at July 01		**301,871**	260,173
Current service cost		**12,721**	12,433
Finance cost		**33,746**	36,134
Benefits paid		**(19,446)**	(10,216)
Actuarial (gain) / loss on obligation		**(1,540)**	3,347
Present value of defined benefit obligations as at June 30		**327,352**	301,871
16.1.6 Charge for the defined benefit plan			
Cost recognised in profit or loss			
Current service cost		**12,721**	12,433
Finance cost		**33,746**	36,134
		46,467	48,567
Actuarial loss on defined benefit obligation recognised in other comprehensive income			
Actuarial loss on defined benefit obligations - (Gain) / loss due to change in experience adjustments		**(1,540)**	3,347
16.1.7 Expected benefit payment			
Expected benefit payments to retirees in the following year		**17,234**	11,088
16.1.7 Maturity profile of the defined benefit obligation			
Weighted average duration of the defined benefit obligation (years)			
Holding Company		**7.50**	7.70
Subsidiary Company		**2.70**	3.30

16.1.8 Sensitivity analysis

Sensitivity analysis has been performed by varying one assumption keeping all other assumptions constant and calculating the impact on the present value of the defined benefit obligations on various employee benefit schemes. The increase / (decrease) in the present value of defined benefit obligations as a result of change in each assumption is summarized below:

	2026	2025
	---------- (Rupees in '000) ----------	
Increase in discount rate by 1%	**(19,224)**	(18,196)
Decrease in discount rate by 1%	**21,434**	20,423
Increase in expected future increment in salary by 1%	**21,234**	20,231
Decrease in expected future increment in salary by 1%	**(19,338)**	(18,351)

16.1.9 Maturity Profile

Year 1	**38,104**	30,475
Year 2	**33,665**	39,300
Year 3	**43,917**	31,654
Year 4	**36,904**	42,389
Year 5	**38,687**	34,038
Year 6 to Year 10	**252,051**	215,950

16.1.10 As per the recommendation of the actuary, the charge for the year ending June 30, 2027 amounts to Rs. 47.74 million.

16.1.11 Comparison for Five Years

As at June 30	**2026**	**2025**	**2024**	**2023**	**2022**
	---------- (Rupees in '000) ----------				
Defined benefit obligation	**327,352**	301,871	260,173	222,369	207,938
Experience adjustment (gain) / loss on obligation (as percentage of plan obligations)	**-0.47%**	1.11%	12.08%	4.34%	-1.52%

	Note	2026	2025
		---------- (Rupees in '000) ----------	
17. LONG-TERM FINANCING			
Loan from a related party	17.1	**33,465**	37,149
Diminishing musharakah:			
- vehicles	17.2	**718,286**	567,288
- machine		**128,000**	160,000
		879,751	764,437
Less: Current maturity shown under current liabilities		**(261,990)**	(200,927)
		617,761	563,510

17.1 This represents loan obtained from a director of the Parent Company to meet working capital requirement, under mark-up arrangements. It carries profit at 90 days average of 12 months KIBOR for 3rd calendar Quarter-2025 which was fixed for one year starting from August as 11.38% per annum. Profit rate for the month of July was 20.86%. (2025: 90 days average of 12 months KIBOR for 3rd calendar Quarter-2024 which was fixed for the period as 22.32% per annum). The profit and principle are payable on monthly basis.

17.2 These facilities have been obtained from First Habib Modaraba. These carry mark-up at the rates of 3 Months KIBOR + 1.00% to 1.25% (2025: 3 Months KIBOR + 1.00% to 1.25%) per annum and are having maturity till April 2031 (2025: June 2030). These facilities are secured by way of hypothecation charge over fixed assets of the Group.

	2026	2025
	---------- (Rupees in '000) ----------	

18. LEASES

18.1 LEASE LIABILITIES

Lease liabilities	**48,347**	88,418
Current portion of lease liabilities	**(24,727)**	(40,071)
	23,620	48,347

18.1.1 Reconciliation of the carrying amount is as follows:

Balance at the beginning of the year	**88,418**	113,416
Additions during the year	**-**	1,825
Reassessment of lease during the year	**-**	1,722
Accretion of interest	**11,509**	18,802
Lease rental payments made during the year	**(51,580)**	(47,347)
Lease liabilities at the end of the year	**48,347**	88,418
Current portion of lease liabilities	**(24,727)**	(40,071)
Non current portion of lease liabilities,	**23,620**	48,347

18.1.2 The amount of future payment under the lease arrangement and the period in which these payments will become due are as follows:

	2026	2025
	---------- (Rupees in '000) ----------	
Gross lease liabilities - minimum lease payments:		
Not later than one year	**31,941**	51,581
Later than one year but not later than five years	**25,252**	57,192
	57,193	108,773
Future finance charge	**(8,846)**	(20,355)
Present value of finance lease liabilities	**48,347**	88,418

19. DEFERRED TAXATION - NET

	Accelerated tax depreciation	Right of use of asset and lease liability	Provision for gratuity payable	Provision for doubtful receivables	Provision for trade deposits	Provision for slow moving and obsolete items	Minimum tax	Unabsorbed tax depreciation	Carried forward Losses	Total
	(Rupees in '000)									
Balance at July 1, 2025	**236,967**	**(10,074)**	**(116,478)**	**(42,181)**	**(15,187)**	**(38,671)**	**(11,140)**	**(4,360)**	**(27,915)**	**(29,039)**
Charge / (credit) to profit or loss for the year	**36,684**	**3,406**	**(3,956)**	**3,047**	**(1,427)**	**8,480**	**5,646**	**(1,257)**	**1,246**	**51,869**
Credit to other comprehensive income for the year	**-**	**-**	**577**	**-**	**-**	**-**	**-**	**-**	**-**	**577**
Deferred tax liability / (asset)	**273,651**	**(6,668)**	**(119,857)**	**(39,134)**	**(16,614)**	**(30,191)**	**(5,494)**	**(5,617)**	**(26,669)**	**23,407**
Balance at July 1, 2024	190,870	(6,740)	(98,833)	(43,945)	(12,927)	(42,477)	-	-	-	(14,052)
Charge / (credit) to profit or loss for the year	46,097	(3,334)	(16,509)	1,764	(2,260)	3,806	(11,140)	(4,360)	(27,915)	(13,851)
Credit to other comprehensive income for the year	-	-	(1,136)	-	-	-	-	-	-	1,136
Deferred tax liability / (asset)	236,967	(10,074)	(116,478)	(42,181)	(15,187)	(38,671)	(11,140)	(4,360)	(27,915)	(29,039)

19.1 The deferred tax assets and the deferred tax liabilities relate to income tax in the same jurisdiction, and the law allows net settlement. Therefore, they have been offset in the consolidated statement of financial position.

19.2 The deferred tax asset on unabsorbed depreciation, carry forward tax losses and minimum tax credits are recoverable based on the estimated future taxable income and approved business plans and budgets. However an amount of Rs. 19.43 million related to carried forward loss is not recognised as this credit will be expired in tax year 2027.

19.3 Deferred tax asset has been recognised as per future financial projections of the Company.

19.4 As per Finance Act, 2026, companies having taxable income above Rs. 500 million are liable to pay super tax at 8% for tax year 2027 and onwards. Consequently, the deferred tax has been recorded at 37% by Holding Company and 29% by Subsidiary Company in accordance with applicable accounting and reporting standards.

20. TRADE AND OTHER LIABILITIES

	Note	2026	2025
		(Rupees in '000)	
Trade and other creditors		**1,033,290**	665,450
Advances from customers - contract liabilities		**311,336**	418,258
Refund liability		**53,602**	65,552
Accrued liabilities		**475,702**	272,065
Sindh Workers' Welfare Fund	20.2	**25,817**	23,363
Payable to provident fund	20.3	**17,741**	15,335
Withholding taxes payable		**23,196**	16,166
Sindh Workers' Profit Participation Fund	20.4	**67,965**	61,483
Central Research Fund	20.5	**13,593**	12,297
Auditors' remuneration		**6,852**	4,633
Accrued profit		**19,149**	16,607
Others		**22,016**	22,234
		2,070,259	1,593,443

20.1 The contract liabilities primarily relate to the advance consideration received from customers for future sales as per the Company's policy, for which revenue is recognised at a point in time. Revenue recognised from contract liabilities during the year amounted to Rs. 356.32 million (2025: Rs. 352.19 million).

	Note	2026	2025
		---------- (Rupees in '000) ----------	
20.2 Sindh Workers' Welfare Fund			
Opening balance		**23,363**	12,721
Charge for the year		**25,817**	23,363
		49,180	36,084
Less: Payments made during the year		**(23,363)**	(12,721)
Closing balance		**25,817**	23,363

20.3 Investments out of provident fund have been made in accordance with the provisions of section 218 of the Act and the rules formulated for this purpose.

20.4 Sindh Workers' Profit Participation Fund			
Opening balance		**61,483**	8,477
Mark-up thereon		**4,415**	525
Charge for the year		**67,939**	61,483
		133,837	70,485
Less: Payments made during the year		**(65,872)**	(9,002)
Closing balance		**67,965**	61,483
20.5 Central Research Fund			
Opening balance		**12,297**	6,786
Charge for the year		**13,588**	12,297
		25,885	19,083
Less: Payments made during the year		**(12,292)**	(6,786)
Closing balance		**13,593**	12,297
21. SHORT-TERM BORROWINGS - secured			
Running musharakah from islamic banks	21.1	**150,866**	-
Murabaha - MCB Islamic bank	21.2	**24,941**	24,941
Murabaha - Others	21.3	**114,893**	145,000
		290,700	169,941

21.1 The profit rate on this facility is 1 month KIBOR + 0.8% to 1% per annum.The facility is secured by way of hypothecation charge over fixed assets of the Holding Company.As of reporting date, Rs. 695.68 million (2025: Rs. 500 million) of the facility limits remained unutilised and utilised portion is Rs. 150.87 million (2025: Rs. Nil).

21.2 Murabaha facilities were utilised with MCB Islamic Bank for the purpose of purchase of inventory. They carry profit at the rate of 1 month KIBOR plus 2.25% (2025: 3 months KIBOR plus 2.25%) per annum. These were secured against hypothecation charge of stock in trade and trade debts of the Company.

21.3 This represents outstanding murabaha facilities with the Fuad Abubakar Chundrigar, Asif Misbah, Nighat Misbah and Anis Fatima for the purpose of purchase of inventory. These carry profit at the rates ranging from 12.66% to 27.40% (2025: 13.68% to 21.39%) per annum and having maturity till October 2026 (2025: December 2025).

22. PROVISION FOR GAS INFRASTRUCTURE DEVELOPMENT CESS

This represents Gas Infrastructure Development Cess (GIDC) against which the Honourable Supreme Court of Pakistan in its order dated August 13, 2020 held that the same is constitutional. Subsequent to the order, the Sui Southern Gas Company Limited (SSGC) issued GIDC bill under which the total amount would be recovered in forty eight equal monthly installments.

The above demand of the SSGC was not acknowledged as liability by the Holding Company and it filed an appeal before the Honourable High Court of Sindh (the Court) on the grounds that no burden of GIDC had been passed to its customers and thus the Holding Company is not liable to pay GIDC under GIDC Act, 2015. Based on the above appeal, the Court was pleased to grant stay vide order dated September 29, 2020 against the demand raised by the SSGC and restrained them from taking any coercive action.

23. CONTINGENCIES AND COMMITMENTS

Holding Company

23.1 Contingencies

23.1.1

Description of the factual basis of the Name of the Court proceedings and relief sought	Name of court	Principle Party	Date instituted
Certain cases have been filed against the Company by some employees against their termination / dismissal, having exposure of the Company to the extent of Rs.13.82 million (2025: Rs.14.64 million). Provision has not been made in these unconsolidated financial statements for the said amount as the management of the Company, based on the advice of its legal counsel handling the subject cases, is of the opinion that matters shall be decided in the Company's favour.	National Industrial Relations Commission	Employees vs Macter International Limited	Various dates

23.2 Commitments

Capital expenditure commiments outstanding as at June 30, 2026 amounted to Rs. 158.76 million (2025: Rs. 52.54 million)

The facilities for opening letters of credit and guarantees as well as shipping guarantee from banks as at June 30, 2026 amounted to Rs. 1,925 million (2025: Rs. 1,925 million), Rs. 175 million (2025: Rs. 175 million) and Rs. 500 million (2025: Rs.500 million) respectively of which unutilized balance at period end amounted to Rs. 1,485 million (2025: Rs. 1,584 million), Rs. 37 million (2025: Rs. 41 million) and Rs. 443 million (2025: Rs. 500 million) respectively.

Subsidiary Company

23.3 Contingencies

During the year, the Assistant Commissioner Inland Revenue (ACIR) passed an order for tax year 2024 under section 11E of the Sales Tax Act, 1990 raising a sales tax demand of Rs. 41.79 million. The demand primarily relates to the disallowance of certain input tax claims and the levy of withholding sales tax on the basis that the requisite tax was not deducted at the time of payment. The Company has challenged the aforesaid order before the Commissioner Inland Revenue (Appeals) (CIRA) and the appeal remains pending adjudication as at the reporting date.

Based on the advice of its tax consultants and management's assessment of the merits of the case, the Company expects a favourable outcome. Accordingly, no provision has been recognised in these financial statements in respect of the said matter.

23.4 Commitments

Ijarah rental commitment in respect of motor vehicle as at June 30, 2026 amounting to Rs. 10.04 million.

24. OPERATING SEGMENTS

	Pharmaceuticals		Cosmetics and Fragrance		Total	
	2026	2025	2026	2025	2026	2025
	(Rupees in '000)					
Local	**12,334,705**	10,580,557	**621,154**	600,632	**12,955,859**	11,181,189
Export	**1,175,035**	978,460	**-**	-	**1,175,035**	978,460
Inter segment revenue	**-**	-	**-**	-	**(2,292)**	(2,850)
Toll income	**20,585**	47,605	**-**	-	**20,585**	47,605
Turnover	**13,530,325**	11,606,622	**621,154**	600,632	**14,149,187**	12,204,404
Trade discount	**1,515,777**	1,414,419	**39,035**	1,698	**1,554,812**	1,416,117
Sales return	**75,458**	53,048	**100,509**	39,748	**175,967**	92,796
Sales tax	**207,234**	224,837	**42,076**	110,718	**249,310**	335,555
Net turnover	**11,731,856**	9,914,318	**439,534**	448,468	**12,169,098**	10,359,936
Cost of sales	**(6,071,415)**	(5,456,540)	**(177,767)**	(176,479)	**(6,249,182)**	(5,633,019)
Gross profit	**5,660,441**	4,457,778	**261,767**	271,989	**5,919,916**	4,726,917
Other income	**42,639**	73,702	**-**	5,846	**42,639**	79,548
Distribution costs	**(3,351,363)**	(2,562,840)	**(235,077)**	(200,835)	**(3,586,440)**	(2,763,675)
Administrative expenses	**(852,084)**	(645,581)	**(31,449)**	(33,264)	**(883,533)**	(678,845)
Inter segment expenses	**-**	-	**-**	-	**2,292**	2,850
Charge / (reversal) on loss allowance on trade debts and trade deposits	**(8,070)**	9,561	**6,488**	554	**(1,582)**	10,115
Other expenses	**(110,039)**	(98,154)	**-**		**(110,039)**	(98,154)
Finance cost	**(130,083)**	(102,345)	**(16,518)**	(32,333)	**(146,601)**	(134,678)
Unallocated expense (brand Amortization)	**-**	-	**-**	-	**(2,706)**	(2,706)
Profit / (loss) before tax	**1,251,441**	1,132,121	**(14,789)**	11,957	**1,233,946**	1,141,372

	Pharmaceuticals		Cosmetics and Fragrance		Total	
	2026	2025	2026	2025	2026	2025
	(Rupees in '000)					
Segments assets	**7,659,475**	6,367,480	**283,984**	353,942	**7,943,459**	6,721,422
Unallocated assets	**-**	-	**-**	-	**37,787**	40,493
Segment liabilities	**3,546,452**	2,862,117	**235,746**	285,264	**3,782,198**	3,147,381
Depreciation and amortisation charge	**362,458**	274,646	**3,502**	3,418	**365,960**	278,064
Capital expenditure	**686,128**	869,591	**3,528**	2,670	**689,656**	872,261

24.1 Out of total net turnover of the Group 90% (2025: 91%) relates to customers in Pakistan. Further, all non-current assets of the Group as at June 30, 2026 are located in Pakistan.

24.2 Out of total net turnover of the Group, 11.57% (2025: 9.37%) relates to a single major customer located in Pakistan.

	Note	2026	2025
		(Rupees in '000)	
24.3 Reconciliation of segments assets and liabilities			
24.4 Assets			
Total assets for reportable segments		**7,943,459**	6,721,422
Intangibles - goodwill and brands		**37,787**	40,493
		7,981,246	6,761,915
24.5 Depreciation and amortisation			
Depreciation and amortisation for reportable segments		**365,960**	278,064
Amortization of brand		**2,706**	2,706
		368,666	280,770
25. REVENUE FROM CONTRACTS WITH CUSTOMERS			
Gross sales			
Local	25.2	**12,953,567**	11,178,339
Export		**1,175,035**	978,460
		14,128,602	12,156,799
Toll manufacturing		**20,585**	47,605
		14,149,187	12,204,404
Less: Trade discount		**1,554,812**	1,416,117
Sales return		**175,967**	92,796
Sales tax		**249,310**	335,555
		1,980,089	1,844,468
		12,169,098	10,359,936

	2026	2025
	---------- (Rupees in '000) ----------	
25.1 Disaggregation of revenue		
Sale of goods and services	**12,148,916**	10,313,264
Toll manufacturing	**20,182**	46,672
	12,169,098	10,359,936

25.2 This include sales to government organisations amounting to Rs. 133.38 million (2025: Rs. 77.58 million)

	Note	2026	2025
		---------- (Rupees in '000) ----------	
26. COST OF SALES			
Raw and packing materials consumed	26.1	**4,942,303**	4,575,834
Manufacturing overheads			
Salaries, wages and benefits	26.2	**853,450**	680,341
Fuel and power		**365,111**	267,014
Depreciation on operating fixed assets	4.4	**147,781**	110,786
Repairs and maintenance		**125,258**	97,261
Provision for slow moving and obsolete stock-in-trade	8.5	**11,449**	73,067
Laboratory and factory supplies		**41,449**	40,050
Research and development cost		**47,261**	65,529
Stores and spares consumed		**15,820**	12,200
Rent, rates and taxes		**9,400**	12,290
Printing and stationery		**13,560**	9,994
Depreciation on right-to-use assets	4.6.1	**7,603**	7,602
Travelling, conveyance and entertainment		**10,452**	6,140
Takaful		**7,411**	7,208
Postage and communication		**2,273**	1,740
Training and development cost		**231**	1,248
Legal and professional		**39**	33
Others		**285**	164
		1,658,833	1,392,667
		6,601,136	5,968,501
Work-in-process			
Opening		**234,634**	214,700
Closing		**(276,441)**	(234,634)
		(41,807)	(19,934)
Cost of goods manufactured		**6,559,329**	5,948,567
Finished goods			
Opening		**811,646**	583,087
Closing		**(1,023,593)**	(811,646)
		(211,947)	(228,559)
Physician samples		**(98,200)**	(86,989)
		6,249,182	5,633,019

	2026	2025
	---------- (Rupees in '000) ----------	
26.1 Raw and packing materials consumed		
Opening stock	**1,680,543**	1,196,041
Purchases	**4,927,545**	5,060,336
	6,608,088	6,256,377
Closing stock	**(1,665,785)**	(1,680,543)
	4,942,303	4,575,834

26.2 This includes amount of Rs. 21.99 million (2025: Rs. 19.57 million) and Rs. 25.14 million (2025: Rs. 31.04 million) in respect of defined contribution and defined benefit plan respectively.

	Note	2026	2025
		---------- (Rupees in '000) ----------	
27. SELLING AND DISTRIBUTION EXPENSES			
Salaries and benefits	27.1	**1,935,184**	1,472,102
Sales promotion expenses		**699,150**	605,150
Training and development cost		**128,703**	65,002
Freight charges		**204,721**	141,338
Depreciation on operating fixed assets	4.4	**139,407**	98,342
Repair and maintenance		**113,174**	81,585
Traveling, conveyance and entertainment		**137,299**	91,167
Subscription charges		**43,739**	64,149
Depreciation on right-of-use assets	4.6.1	**24,661**	29,492
Fuel and power		**42,158**	35,455
Takaful		**17,052**	14,164
Rent, rate and taxes		**55,566**	42,140
Service charges		**10,735**	7,978
Postage and communication		**8,769**	6,296
Legal and professional		**12,288**	1,742
Printing and stationery		**7,300**	2,736
Ijarah lease rentals		**3,225**	1,901
Amortisation	5.2	**2,724**	2,792
Others		**999**	-
		3,586,854	2,763,531

27.1 This includes Rs. 46.88 million (2025: Rs. 38.88 million) and Rs. 12.43 million (2025: Rs. 15.84 million) in respect of defined contribution and defined benefit plan respectively.

	Note	2026	2025
		---------- (Rupees in '000) ----------	
28. ADMINISTRATIVE EXPENSES			
Salaries and benefits	28.1	**524,804**	400,008
Repairs and maintenance		**113,932**	76,426
Fuel and power		**39,019**	31,656
Legal and professional	28.2	**22,215**	22,159
Donations	28.3	**47,775**	53,007
Depreciation on operating fixed assets	4.4	**45,637**	31,566
Rent, rates and taxes		**13,192**	14,711
Printing and stationery		**25,761**	13,857
Traveling, conveyance and entertainment		**24,696**	14,524
Postage and communication		**6,298**	5,024
Auditors' remuneration	28.3	**8,791**	6,415
Directors' fee		**925**	650
Takaful		**6,480**	5,290
Amortisation	5.2	**853**	776
Training and development cost		**2,397**	1,918
Others		**758**	858
		883,533	678,845

28.1 This includes amount of Rs.17.64 million (2025: Rs. 14.48 million) and Rs. 8.99 million (2025: Rs. 5.64 million) in respect of defined contribution and defined benefit plan respectively.

28.2 This includes Shariah Advisor's fee amounting to Rs. 2.08 million (2025: Rs. 1.98 million) incurred in connection with Shariah compliance and advisory services.

28.3 Donations to single parties exceeding higher of Rs. 1 million or 10% of the total donations are as follows:

	2026	2025
	---------- (Rupees in '000) ----------	
SINA Health Education & Welfare Trust	**8,095**	33,762
Akhuwat Islamic Microfinance	**11,500**	-
Bait Us Salam Welfare Trust	**7,000**	-
Ihsaas Trust	**5,500**	-
	32,095	33,762

28.4 Auditors' remuneration

Annual audit fee of the Holding Company and a Subsidiary Company	**3,583**	3,000
Half year review of the Holding Company	**800**	700
Annual audit fee of consolidated financial statements of the Holding Company	**800**	600
Certifications for free float, CDC, unclaimed dividend Code of Corporate Governance and Shariah Audit	**1,375**	1,100
	6,558	5,400
Out of pocket expenses	**1,582**	540
Sales tax	**651**	475
	8,791	6,415

	Note	2026	2025
		---------- (Rupees in '000) ----------	
29. OTHER EXPENSES			
Sindh Workers' Profit Participation Fund		**67,939**	61,483
Workers' Welfare Fund		**25,817**	23,363
Central Research Fund		**13,588**	12,297
Exchange loss - net		**2,695**	1,011
		110,039	98,154
30. OTHER INCOME			
Income from financial assets			
Profit on saving accounts		**11,759**	10,749
Income from Term Deposit Mudaraba Certificates		**1,034**	1,394
		12,793	12,143
Income from non-financial assets			
Gain on disposal of operating fixed assets	4.2	**22,963**	58,719
Scrap sales		**5,032**	3,805
Others	30.1	**1,851**	4,881
		29,846	67,405
		42,639	79,548

30.1 This includes income from Enhanced External Counter Pulsation (EECP) and master class training amounting to Rs. 1.84 million and nil million respectively (2025: Rs. 4.45 million and Rs. 0.14 million).

	Note	2026	2025
31. FINANCE COST		---------- (Rupees in '000) ----------	
Profit / mark-up on:			
- Loan from a related party		**5,555**	9,439
- Diminishing musharakah		**97,356**	72,333
- Murabaha		**9,497**	21,957
- Musharakah running finance		**12,285**	9,224
Markup on lease liabilities	18.1.1	**11,509**	18,802
Markup on GIDC		**-**	166
Mark-up on Sindh Workers' Profit Participation Fund		**4,415**	525
		140,617	132,446
Bank charges and commission		**5,984**	2,232
		146,601	134,678
32. TAXATION			
Current - for the year		**467,182**	418,698
- prior year		**39,722**	(50,408)
Deferred		**51,869**	(13,851)
		558,773	354,439

32.1 Income tax assessments of the Group have been finalised up to and including the tax year 2025 under the self assessment scheme.

	2026	2025
	---------- (Rupees in '000) ----------	
32.2 Relationship between income tax expense and accounting profit		
Accounting profit before taxation	**1,233,946**	1,141,372
Tax at the enacted tax rate	**357,844**	330,998
Effect of super tax	**121,592**	103,976
Tax effects of:		
Income subject to minimum tax	**5,494**	-
Prior period adjustment	**39,722**	(44,089)
Others	**34,121**	(36,446)
Income tax	**558,773**	354,439

32.3 Subsidiary Company

Provision for current taxation has been made on the basis of minimum tax under section 113 of the Income Tax Ordinance, 2001.

	Note	2026	2025
		---------- (Rupees in '000) ----------	
33. EARNINGS PER SHARE			
Profit for the year attributable to the owners of the Holding company		**679,420**	776,429
		--------- Number of shares --------	
Weighted average number of ordinary shares in issue		**45,811,018**	45,811,018
Earnings per share - basic (Rupees)	33.1	**14.83**	16.95

33.1 There is no dilutive effect on basic earnings per share of the Group as at June 30, 2026 and June 30, 2025.

34. CASH GENERATED FROM OPERATIONS

Profit before taxation		**1,233,946**	1,141,372
Adjustments of non-cash and other items:			
Depreciation on operating fixed assets	4.4	**332,825**	240,694
Depreciation on right-of-use assets	4.6.1	**32,264**	37,094
Amortisation	5.2	**3,577**	3,568
Finance cost	31	**135,092**	115,876
Mark-up on lease liabilities	31	**11,509**	18,802
Provision for gratuity	16.1.4	**46,467**	48,567
Gain on disposal of property, plant and equipment	30	**(22,963)**	(58,719)
Provision for slow moving and obsolete stock-in-trade	8.5	**11,449**	73,067
Allowance for expected credit loss		**1,582**	(9,007)
Change in working capital	34.1	**(731,806)**	(493,098)
		1,053,942	1,118,216

	2026	2025
	---------- (Rupees in '000) ----------	
34.1 Change in working capital		
(Increase) / decrease in current assets		
Stock-in-trade	**(403,966)**	(699,463)
Stores and spares	**(18,308)**	(6,937)
Trade debts	**(722,836)**	(22,697)
Loans and advances	**14,120**	18,005
Trade deposits, prepayments and other receivables	**(55,833)**	19,848
Short-term investment made	**-**	(16,838)
Sales tax refundable	**(19,257)**	(9,496)
	(1,206,080)	(717,578)
Increase in current liabilities		
Trade and other payables	**474,274**	211,810
Sales Tax payable	**-**	12,670
	474,274	224,480
	(731,806)	(493,098)

35. FINANCIAL RISK MANAGEMENT OBJECTIVES AND POLICIES

The main risks arising from the Group's financial instruments are credit risk, operational risk, liquidity risk and market risk (including return rate risk, currency risk and price risk). The Board of Directors reviews and agrees policies for managing each of these risks which are summarized below:

35.1 Credit risk

Credit risk is the risk which arises with the possibility that one party to a financial instrument will fail to discharge its obligation and cause the other party to incur a financial loss. Concentrations of credit risk arise when a number of counterparties are engaged in similar business activities or have similar economic features that would cause their ability to meet contractual obligations to be similarly affected by changes in economic, political or other conditions. Concentrations of credit risk indicate the relative sensitivity of the Group's performance to developments affecting a particular industry. The Group's management is regularly conducting detailed analysis on sectors.

35.1.1 Exposure to credit risk

The Group seeks to minimize the credit risk exposure through having exposures only to customers considered credit worthy. The maximum exposure to credit risk at the reporting date is:

	Note	2026	2025
		---------- (Rupees in '000) ----------	
Long-term deposits	7	**19,534**	19,415
Trade debts	9	**1,235,832**	508,617
Loans	6	**12,683**	14,085
Trade deposits and other receivables	11	**109,499**	63,471
Short-term investment	13	**16,838**	16,838
Cash and Bank balances	14	**109,786**	288,603
		1,504,172	911,029

The Group does not take into consideration the value of collateral while testing financial assets for impairment. The Group considers the credit worthiness of counterparties as part of its risk management.

Long-term deposits

This represents long term deposits under diminishing musharakah and with utility companies. The Group does not foresee any credit exposure there against as the amounts are paid to counterparty as per agreement and is refundable on termination of the agreement with respective counterparty.

Trade debts

The Group's exposure to credit risk arising from trade debtors is mainly influenced by the individual characteristics of each customer. Majority of the Group's sales are made against receipts in advance from customers. The Group has no major concentration of credit risk with any single customer. The majority of the trade customers have been transacting with the Group for several years. The Group establishes an allowance for impairment where it considers recoveries are not probable.

The information about the credit risk exposure on the Group's trade receivables as at June 30, 2026 and June 30, 2025 is disclosed in note 9.4 of these consolidated financial statements.

Loans

This represent loan given to executive and other employees as per the policy of the Group, the management does not expect to incur credit loss there against.

Trade deposits and other receivables

These represent deposits placed with various suppliers as per the terms of securing availability of services. The management does not expect to incur credit loss there against.

Cash and bank balances

Cash is held only with reputable banks with high quality external credit rating assessed by external rating agencies. Following are the credit ratings of banks with which balances are held or credit lines available:

Banks	Rating agency	Rating	
		Short term	Long term
Al Baraka Bank (Pakistan) Limited	VIS	A-1	AA-
Askari Bank Limited	PACRA	A-1+	AA+
Bank Al Habib Limited	PACRA	A-1+	AAA
Bank Al Falah Limited - Islamic	PACRA	A-1+	AAA
Dubai Islamic Bank Pakistan Limited	VIS	A-1+	AA
Habib Bank Limited	VIS	A-1+	AAA
MCB Bank Limited	PACRA	A-1+	AAA
MCB Islamic Bank Limited	PACRA	A-1	A+
Meezan Bank Limited	VIS	A-1+	AAA
Allied Bank Limited	PACRA	A-1+	AAA
Bank islami Pakistan Limited	PACRA	A-1	AA-
Bank of Punjab	PACRA	A-1+	AA+
Habib Metro Bank Pakistan Limited	PACRA	A-1+	AA+
First Habib Modaraba	PACRA	A-1+	AA+
UBL Ameen Islamic Banking	VIS	A-1+	AAA

35.1.2 Concentration of credit risk

Concentrations arise when a number of counterparties are engaged in similar business activities, or activities in the same geographical region, or have economic features that would cause their ability to meet contractual obligations to be similarly affected by changes in economic, political or other conditions. Concentrations indicate the relative sensitivity of the Group's performance to developments affecting a particular industry. In order to avoid excessive concentrations of risk, management focuses on the maintenance of a diversified portfolio. Identified concentrations of credit risks are controlled and managed accordingly. Management does not consider that it has any concentration of credit risk at the reporting date.

35.2 Liquidity risk

Liquidity risk is the risk that the Group will not be able to meet its financial obligations as they fall due. The Group applies the prudent risk management policies by maintaining sufficient cash and bank balances and by keeping committed credit lines. The table below summarizes the maturity profile of the Group's financial liabilities at the following reporting dates:

	2026				
	Carrying amount	**Contractual cashflows**	**upto one year**	**one to five years**	**More than five years**
	(Rupees in '000)				
Long term financing	**879,751**	**(1,045,805)**	**(349,565)**	**(696,240)**	**-**
Lease liabilities	**48,347**	**(57,193)**	**(31,941)**	**(25,252)**	**-**
Trade and other payables	**1,574,750**	**(1,574,750)**	**(1,574,750)**	**-**	**-**
Short-term borrowings	**290,700**	**(290,700)**	**(290,700)**	**-**	**-**
Unclaimed dividend	**729**	**(729)**	**(729)**	**-**	**-**
	2,794,277	**(2,969,177)**	**(2,247,685)**	**(721,492)**	**-**

	2025				
	Carrying amount	Contractual cashflows	upto one year	one to five years	More than five years
	(Rupees in '000)				
Long term financing	764,437	(922,566)	(279,911)	(642,655)	-
Lease liabilities	88,418	(108,773)	(51,581)	(57,192)	-
Trade and other payables	996,324	(996,324)	(996,324)	-	-
Short-term borrowings	169,941	(169,941)	(169,941)	-	-
Unclaimed dividend	632	(632)	(632)	-	-
	2,019,752	(2,198,236)	(1,498,389)	(699,847)	-

The contractual cash flows relating to the above financial liabilities have been determined on the basis of mark-up rate effective as at June 30. The rate of mark-up has been disclosed in respective notes to these financial statements.

	July 01, 2025	Cash Flows	Non cash flow	June 30, 2026
	(Rupees in '000)			
35.2.1 Changes in liabilities from financing activities				
Long-term financing	764,437	115,314	-	879,751
Lease liabilities	88,418	(51,580)	11,509	48,347
Short-term borrowings	169,941	120,759	-	290,700
Unclaimed dividend	632	97	-	729
	1,023,428	184,590	11,509	1,219,527

35.3 Market Risk

Market risk is the risk that fair value of future cash flows will fluctuate because of changes in market prices. Market prices comprise three types of risks which includes interest rate risk, currency risk and other price risk, such as equity risk. There has been no change in the Group's exposure to market risk or the manner in which this risk is managed and measured.

35.3.1 Return rate risk

Return rate risk is the risk that the fair value or future cash flows of the financial instruments will fluctuate because of changes in the market return rates. The Group's return rate risk arises from long-term financing, short-term borrowings, Murabaha payables and bank deposits obtained with floating rates. All the borrowings of the Group are obtained and investments made in the functional currency.

At the reporting date, the return rate profile of Group's return-bearing financial instruments was:

	Note	2026	2025
		(Rupees in '000)	
Financial asset			
Local currency - savings accounts	14	20,486	217,283
Financial liabilities			
Long-term financing	17	879,751	764,437
Short-term borrowings	21	290,700	169,941
		1,149,965	717,095

The Group analyses its return rate exposure on a regular basis by monitoring existing facilities against prevailing market return rates and taking into account various other financing options available.

The following figures demonstrate the sensitivity to a reasonably possible change in return rate, with all other variables held constant, of the Group's profit before tax:

	Increase / (decrease) in basis points	Effect on profit before tax (Rupees in '000)
2026		
Change in return rate	**+100**	(11,500)
Change in return rate	**-100**	11,500
2025		
Change in return rate	+100	(7,171)
Change in return rate	-100	7,171

35.3.2 Currency Risk

Currency risk is the risk that the fair value or future cash flows of a financial statement will fluctuate because of change in foreign exchange rates.

Exposure to currency risk

The Group is exposed to currency risk on bank balances and trade creditors that are denominated in a currency other than the respective functional currency of the Group, primarily U.S. Dollar. The Group's exposure to foreign currency risk is as follows:

	2026			2025		
	Rupees	**US Dollars**	**Euro**	Rupees	US Dollars	Euro
	(Amounts in '000)					
Financial assets						
Bank Balance	**73,215**	**262**	**-**	37,115	131	-
Financial liabilities						
Trade creditors	**(177,250)**	**(507)**	**(111)**	(44,051)	(155)	-
Net exposure	**(104,035)**	**(245)**	**(111)**	(6,936)	(24)	-

The following significant exchange rates applied during the year:

	Average rates		**Reporting date rates**	
	2026	2025	**2026**	2025
	(Rupees)			
US Dollar to PKR	**280.28**	279.88	**279.42**	283.76
Euro to PKR	**333.21**	303.72	**320.99**	336.55

Sensitivity analysis

A 10 percent strengthening / (weakening) of the Pak Rupee against the US Dollar at June 30, 2026 would have increased / (decreased) the profit by Rs. 17.73 million. This analysis assumes that all other variables, in particular return rates, remains constant and the analysis is performed on the same basis as done in prior year.

35.3.3 Equity price risk

The Group is not exposed to any equity price risk.

	Note	2026	2025
		---------- (Rupees in '000) ----------	
35.4 Categories of financial instruments			
35.4.1 Financial assets as per statement of financial position			
At amortised cost			
Trade debts	9	**1,235,832**	508,617
Short-term investments	13	**16,838**	16,838
Cash and bank balances	14	**109,786**	288,603
Trade deposits and other receivables	11	**109,499**	63,471
Long-term deposits	7	**19,534**	19,415
Loans	6	**12,683**	14,085
		1,504,172	911,029
35.4.2 Financial liabilities as per statement of financial position			
At amortised cost			
Long-term financing	17	**879,751**	764,437
Lease liabilities	18	**48,347**	88,418
Trade and other payables	20	**1,574,750**	996,324
Short-term borrowings	22	**290,700**	169,941
Unclaimed dividend		**729**	632
		2,794,277	2,019,752

35.4.3 Fair values of financial assets and liabilities

Fair value is the price that would be received to sell an asset or paid to transfer a liability in an orderly transaction between market participants at the measurement date.

The carrying values of all financial assets and liabilities reflected in these financial statements approximate fair values.

The fair value of an asset or a liability is measured using the assumptions that market participants would use when pricing the asset or liability, assuming that market participants act in their economic best interest.

A fair value measurement of a non-financial asset takes into account a market participant's ability to generate economic benefits by using the asset in its highest and best use or by selling it to another market participant that would use the asset in its highest and best use.

The Group uses valuation techniques that are appropriate in the circumstances and for which sufficient data are available to measure fair value, maximising the use of relevant observable inputs and minimising the use of unobservable inputs.

The following table shows assets recognised at fair value, analyzed between those whose fair value is based on:

Level 1: Quoted prices in active markets for identical assets or liabilities,

Level 2: Those involving inputs other than quoted prices included in Level 1 that are observable for the asset or liability, either directly (as prices) or indirectly (derived from prices); and

Level 3: Those whose inputs for the asset or liability that are not based on observable market data (unobservable inputs).

There are no investment measured at fair value as at June 30, 2026.

35.5 Capital risk management

The primary objective of the Group's capital management is to maintain healthy capital ratios, strong credit rating and optimal capital structures in order to ensure ample availability of finance for its existing and potential investment projects, to maximize shareholders value and reduce the cost of capital.

The Group manages its capital structure and makes adjustment to it, in light of changes in economic conditions. In order to maintain or adjust the capital structure, the Group may adjust the amount of dividend paid to shareholders, return capital to shareholders or issue new shares.

The Group monitors capital using a gearing ratio, which is net debt divided by total capital plus net debt. Net debt is calculated as total loans and borrowings including any finance charges thereon, less cash and cash equivalents.

The gearing ratios as at June 30, 2026 and 2025 are as follows:

	Note	2026	2025
		---------- (Rupees in '000) ----------	
Long-term financing	17	**879,751**	764,437
Short term borrowings	21	**290,700**	169,941
Accrued profit	20	**19,149**	16,607
Total debt		**1,189,600**	950,985
Cash and bank balances	14	**(109,789)**	(288,605)
Net debt		**1,079,811**	662,380
Share capital	15	**458,111**	458,111
Reserves		**3,731,213**	3,142,439
Total capital		**4,189,324**	3,600,550
Capital and net debt		**5,269,135**	4,262,930
Gearing ratio		**20.49%**	15.54%

The Group finances its operations through equity, borrowings and management of its working capital with a view to maintaining an appropriate mix between various sources of finance to minimize risk.

36. CAPACITY AND PRODUCTION

The capacity and production of the Group's Pharmaceuticals machines are indeterminable as these are multi-product and involve varying processes of manufacture.

37. SHARIAH DISCLOSURES UNDER CLAUSE VII OF PART I OF SCHEDULE IV OF THE COMPANIES ACT, 2017

	Note	2026	2025
		---------- (Rupees in '000) ----------	
Statement of financial position - Liability side			
i) Long-term financing as per islamic mode	17	**879,751**	764,437
ii) Mark up accrued on Islamic loan	20	**19,149**	16,607
iii) Short-term borrowing as per islamic mode	21	**290,700**	169,941
Statement of financial position - Asset side			
i) Long term and short term investments that are Shariah compliant	13	**16,838**	16,838
ii) Shariah-compliant bank deposits and bank balances	14	**108,276**	284,837
Statement of profit or loss			
i) Revenue earned from Shariah-compliant business segment	25	**12,169,098**	10,359,936
ii) Break-up of late payments or liquidated changes		**-**	-
iii) Gain or loss on dividend earned on Shariah compliant investments		**-**	-
ii) Loss from foreign exchange	29	**(2,695)**	(1,011)
iv) Profit earned from Shariah compliant bank deposits	30	**11,759**	10,749
v) Profit earned from Shariah compliant TDRs	30	**1,034**	1,394
vi) Exchange gains earned using conventional derivative financial instruments		**-**	-
vii) Profit paid on islamic mode of financing		**104,339**	73,913
viii) Total Interest earned on any conventional loan or advance		**-**	-
Break-up of Other income excluding profits in bank deposits and TDRs			
Shariah compliant Income			
i) Sale of scrap material	30	**5,032**	3,805
ii) Gain on disposal of property, plant and equipment	30	**22,963**	58,719
iii) Others	30	**1,851**	4,881

37.1 Relationship with Shariah-compliant financial institutions

Islamic banks

The Group has facilities with Al Baraka Pakistan Limited , Bank Islami Pakistan Limited, Bank Al Falah Limited, Habib Metropolitan Limited and Meezan Bank Limited for istisnah, letter of credit, letter of guarantee, murabaha / musawamah, shipping guarantee and running musharakah amounting to 1,100 million, 1,925 million, 175 million, 1,400 million, 500 million and 850 million.

Window Takaful Operators

The Group has facilities with EFU General Insurance Limited for vehicles insurance and Jubilee Life Insurance Company Limited for health insurance.

38. TRANSACTIONS WITH RELATED PARTIES

38.1 Related parties of the Group comprise associates, directors, key management personnel, staff provident fund. Details of transactions with related parties during the year, other than those which have been disclosed elsewhere in these consolidated financial statements are as follows:

Key management personnel are those persons having authority and responsibility for planning, directing and controlling the activities of the Group. The Group considers its Chief Executive Officer, Chief Financial Officer, Company Secretary, Non-Executive Directors and departmental heads to be its key management personnel. There are no transactions with key management personnel other than their terms of employment / entitlement.

		2026	2025
		---------- (Rupees in '000) ----------	
Relationship with the Group	**Nature of transactions**		
Key Management Personnel	Dividend	**59,079**	85,638
	Short term benefits	**88,393**	66,038
	Retirement benefits	**3,594**	3,145
Executive Director	Loan repaid	**3,684**	3,684
Non-Executive Directors	Fee for attending meetings	**925**	650
Provident fund	Contribution paid	**86,506**	72,937
Depilex (Private) Limited (Common directorship)	Sales made by the Subsidiary Company	**6,235**	5,847
	Payments received	**6,954**	1,628

38.2 The following are the related parties with whom the Group had entered into transactions or had agreements and / or arrangements in place during the year:

Name of the related party	Percentage of shareholding in the Company	Basis of relationship
Asif Misbah	32.22%	Director
Swaleh Misbah Khan	32.20%	Director
Syed Naveed Rizvi	-	Key Management Personnel
Asif Javed	-	Key Management Personnel
Sheikh Muhammed Waseem	-	Director
Ms. Masarrat Misbah	0.66%	Director
Muhammad Ather Sultan	-	Director
Jawwad Ahmed Farid	-	Director
Perwez Ahmed	-	Director
Fuad Abubakr Chundrigar	-	Key Management Personnel
Depilex (Private) Limited	N/a	Common Directorship

38.3 The Group carries out transactions with related parties at commercial terms and conditions as per the Group's policy.

39. REMUNERATION OF CHIEF EXECUTIVE, DIRECTORS AND EXECUTIVES

	Chief Executive		Executive Directors		Executive		Total	
	2026	2025	2026	2025	2026	2025	2026	2025
	(Rupees in '000)							
Managerial remuneration	**37,090**	37,242	**35,640**	21,938	**781,001**	492,807	**853,731**	551,987
Bonus	**-**	-	**-**	-	**18,220**	-	**18,220**	-
Perquisites	**196**	81	**178**	1,591	**6,135**	1,556	**6,509**	3,228
Retirement benefits	**1,793**	2,126	**1,801**	1,019	**65,323**	35,692	**68,917**	38,837
Other benefits	**7,737**	3,289	**7,552**	1,897	**85,958**	73,069	**101,247**	78,255
	46,816	42,738	**45,171**	26,445	**956,637**	603,124	**1,048,624**	672,307
Number of persons	**1**	1	**1**	1	**134**	110	136	112

39.1 The Chief Executive, Directors and Executives are also provided with free use of Group maintained cars as per the terms of their employment.

39.2 The non-executive directors are not entitled to any remuneration except meeting fee as disclosed in note 38.1.

39.3 As per the Act, an executive means an employee, other than the chief executive and director, whose salary exceeds twelve hundred thousand rupees in a financial year.

40. NUMBER OF PERSONS EMPLOYED

The detail of number of employees are as follows:

	2026	2025
	---------- (Number) ----------	
Number of employees as at June 30		
- factory	**504**	486
- office	**979**	796
	1,483	1,282
Average number of employees during the year		
- factory	**487**	475
- office	**881**	762
	1,368	1,237

41. EVENTS AFTER THE END OF THE REPORTING DATE

The Board of Directors in its meeting held on has proposed a final cash dividend of NIL per share (2025: Rs. 2.00) in respect of the year ended June 30, 2026. The financial statements for the year ended June 30, 2026 do not include the effect of proposed dividend amounting to NIL (2025: Rs. 91.62 million) which will be accounted for in the financial statements for the year ending June 30, 2027.

42. DATE OF AUTHORISATION FOR ISSUE

These financial statements were authorized for issue on September 22, 2026 by the Board of Directors of the Group.

CHIEF FINANCIAL OFFICER	CHIEF EXECUTIVE	DIRECTOR

FORM OF PROXY

Annual General Meeting

I / We, _____ of _____being the member(s) of Macter International Limited and holder of _____ Ordinary Shares as per Share Register Folio/CDC Account No. _____hereby appoint Mr./Ms. _____ having CNIC No. or Passport No. _____ Folio/CDC Account No._____of_____ or failing him/her_____ having CNIC No. or Passport No._____ Folio/CDC Account No. _____of _____ who is also a member of the Company as my/our proxy to attend and vote for me/us and on my/our behalf at the annual general meeting of the Company to be held on October 28, 2026 at 01:30 pm and/or at any adjournment thereof.

Signed this _____day of October, 2026

Rupees Five Revenue Stamp)

Witnesses:

1. Signature:_____
Name:_____
CNIC#:_____
Address:_____
2. Signature:_____
Name:_____
CNIC#:_____
Address:_____

Signature_____
(The signature should agree with the specimen signature with the Company)

IMPORTANT:

1. This proxy form, duly completed and signed, must be received at the Registered Office of the Company, F-216, SITE, Karachi at least 48 hours before the time fixed for the meeting.

2. This form should be signed by the member or by his/her attorney duly authorized in writing. If the member is a Corporation, its common seal should be affixed to the instrument.

For CDC Account Holders/Corporate Entities

In addition to the above the following requirements have to be met.

(i) The proxy form shall be witnessed by two persons whose names, addresses and CNIC or Passport Numbers shall be mentioned on the form.

(ii) Attested copies of CNIC or the passport of the beneficial owners and the proxy shall be furnished with the proxy form.

(iii) The proxy shall produce his/her original CNIC or original Passport at the time of the meeting.

(iv) In case of a corporate entity, the Board of Directors' resolution/power of attorney with specimen signature shall be submitted (unless it has been provided earlier) alongwith proxy form to the Company.

پراکسی فارم

سالانہ اجلاس عام

میں/ہم ---------- از ---------- بحیثیت میکٹر انٹرنیشنل لمیٹڈ کے ممبر (ز) اور ----------
عام حصص یافتہ مطابق شیئر رجسٹرڈ فولیو/سی ڈی سی اکاؤنٹ نمبر ---------- محترم/محترمہ ---------- جن کا سی این آئی سی نمبر یا
پاسپورٹ نمبر ---------- فولیو/سی ڈی سی اکاؤنٹ نمبر ---------- از ---------- یا ان کے حاضر نہ ہو سکنے کی
صورت میں محترم/محترمہ ---------- از ---------- جن کا سی این آئی سی نمبر یا پاسپورٹ نمبر ---------- فولیو/سی ڈی سی
اکاؤنٹ نمبر ---------- کو اپنے/ہمارے ایماء پر کمپنی کے 28 اکتوبر 2026 کو دوپہر 01:30 بجے ہونے والے سالانہ اجلاس عام میں شرکت کرنے، حق رائے دہی استعمال کرنے
یا کسی بھی التواء کی صورت میں اپنا/ہمارا بطور نمائندہ (پراکسی) مقرر کرتا/کرتے ہیں۔

آج بتاریخ ---------- اکتوبر 2026 میرے/ہمارے دستخط ہوئے۔

پانچ روپے کا رسیدی ٹکٹ

دستخط _____

(اس دستخط کا کمپنی کے ساتھ رجسٹرڈ دستخط کے نمونے
سے مشابہت ہونا لازمی ہے۔)

گواہ نمبر 1۔ دستخط: _____
نام: _____
سی این آئی سی نمبر: _____
پتہ: _____

گواہ نمبر 2۔ دستخط: _____
نام: _____
سی این آئی سی نمبر: _____
پتہ: _____

اہم نکات:

1۔ ہر لحاظ سے مکمل اور دستخط شدہ یہ فارم اجلاس سے کم از کم 48 گھنٹے قبل کمپنی کے رجسٹرڈ آفس ایف 216، سائٹ، کراچی میں موصول ہو جانا چاہئے۔

2۔ فارم پر ممبر یا اس کا تحریراً مقرر کردہ اٹارنی دستخط کرے گا۔ ممبر کارپوریشن ہونے کی صورت میں اس کی مہر فارم پر ثبت کرنی ہوگی۔

سی ڈی سی اکاؤنٹ رکھنے والے/کارپوریٹ ادارے کے لئے

مزید برآں درج ذیل شرائط کو پورا کیا جائے گا۔

(i) پراکسی فارم پر دو افراد کی گواہی ہونی چاہئے جن کے نام، پتے اور شناختی کارڈ یا پاسپورٹ نمبر فارم میں درج ہوں۔

(ii) پراکسی فارم کے ہمراہ بینیفیشل اونر کے شناختی کارڈ یا پاسپورٹ کی تصدیق شدہ نقول بھی دی جائیں گی۔

(iii) پراکسی کو اپنا اصل شناختی کارڈ یا پاسپورٹ میٹنگ کے وقت دکھانا ہوگا۔

(iv) کارپوریٹ ادارے کی صورت میں بورڈ آف ڈائریکٹرز کی قرارداد/پاور آف اٹارنی مع دستخط کے نمونے (اگر پہلے جمع نہ کرایا ہو تو) کمپنی میں پراکسی فارم کے ساتھ جمع کرانی ہوگی۔

www.jamapunji.pk

Jama Punji

سرمایہ کاری سمجھداری کے ساتھ

Be aware, Be alert, Be safe

Learn about investing at www.jamapunji.pk

Key features:

- Licensed Entities Verification
- Scam meter*
- Jamapunji games*
- Tax credit calculator*
- Company Verification
- Insurance & Investment Checklist
- FAQs Answered
- Stock trading simulator (based on live feed from KSE)
- Knowledge center
- Risk profiler*
- Financial calculator
- Subscription to Alerts (event notifications, corporate and regulatory actions)
- Jamapunji application for mobile device
- Online Quizzes

jamapunji.pk @jamapunji_pk

*Mobile apps are also available for download for android and ios devices

SECP

Jama Punji is an Investor Education Initiative of Securites and Exchange Commission of Pakistan

Macter

Printed by: SAAM PRINTERS

Macter International Limited
F-216 SITE, Karachi - Pakistan
www.macter.com